

**BEACHWOOD CITY COUNCIL
CITIZEN FINANCE ADVISORY COMMITTEE MEETING AGENDA
MONDAY, AUGUST 24, 2020, 6:00 PM**

** Please note, this meeting will be held by video conference via Zoom and
livestreamed on the City of Beachwood [website at www.beachwoodohio.com](http://www.beachwoodohio.com) and can be
viewed on Spectrum Channel 1020 and AT&T U-Verse Channel 99.*

*This Citizen Finance Advisory Committee Meeting has been duly noticed
and is being held in accordance with Ohio Revised Code Section 121.22 specific to
recent Amendments made in light of the current
COVID-19 declared emergency.*

Eric Synenberg
Tatyana Guzman
Todd Felder
Marla Petti
Marvin Sable
Matthew Sharp

Agenda Items

1. Discussion regarding the City of Beachwood Finances as of the 3rd quarter

2. Any other matters coming before the Citizen Finance Advisory Committee

#

**CITY OF BEACHWOOD
FINANCE DEPARTMENT
INTER-OFFICE COMMUNICATION**

TO: Mayor Martin Horwitz
FROM: Larry A. Heiser, Finance Director *LAH*
RE: Budget Changes
DATE: June 22, 2020

Mayor-

I am requesting the following budget amendments for the next Council meeting.

- 1) The HB 481 language requires the City of Beachwood to establish a Local Coronavirus Relief Fund (271) for the purposes of tracking revenues/expenses related to the Coronavirus Relief Fund monies from the State of Ohio. The Local Coronavirus Relief Fund 271 is budgeted for \$160,000.
- 2) The Debt Service fund is approximately \$15,000 short due to fees charged by the County for expenses related to property tax assessments which I did not include in the 2020 Budget. I am requesting to increase appropriations by \$25,000 in the Debt Service Fund by \$25,000 and to increase transfers out of the General Fund by \$100,000 and increase transfers into the Debt Service fund by \$100,000.
- 3) In reviewing the balance with NOPEC for energy related projects there was a \$10.00 difference which I added to appropriations to be expended this year.
- 4) Based upon the current projections- I have reduced revenue by approximately 10% for 2020. Over a \$1 million dollar decrease in recreation, \$2.4 million in income taxes, and \$800,000 in hotel taxes. Although we are only through the half way point of the year spending reductions and hiring freeze more than offsets the revenue reductions.

With your approval I would like to place the transfer and budget amendment on the next Council agenda.

Please let me know if you have any questions.

Thank You.

2020 Cost Savings measures
2020 Budget changes

City of Beachwood

Hiring Freeze	6 police positions	\$	635,400
	2 service positions	\$	202,112
	Seasonal Help (Includes camps and pools)	\$	370,268
	Camps and Pools	\$	594,094
Property and Equipment inside the General Fund not purchased at this time		\$	866,000
Expenses relative to camps/senior trips/pool		\$	867,935
Application of ORC 124.393/124.394 (use 10% - which would be cutting pay by 1 day per pay period)		\$	130,616
Unions may agree to reduction of pay/hours to save jobs - 0% over year		\$	342,020
No out of State Travel for the rest of 2020.		\$	7,957
No transfer to Capital Projects Fund		\$	3,000,000
			\$ 7,016,402

Known Increases half year	Health Insurance	\$	250,000
Increased Unemployment costs		\$	85,000
BWC 2020		\$	450,000
			\$ 785,000

Lost Revenue (Pool/Camps/senior trips)		\$	1,133,758
Lost Hotel Tax 60% decrease		\$	605,622
Local Govt Fund 50% decrease		\$	73,383
EMS 20 % decrease		\$	232,145
Fines 50% decrease		\$	129,716
Income Tax (Net Profit, Withholding, Individual)		\$	366,766
	\$ 4,100,000 4/29/2020	Loss Delay	\$ 2,603,819
			\$ 5,145,209

Total losses/increases			\$ 5,930,209
LAH 04 29 20	Updated 07 27 20		

City of Beachwood Seven Year Cash Flow Projection

	Actual			Projected							
	2017	2018	2019	2020	2021	2022	2023	2024	2025	2026	2027
1 General Fund											
2 Local Taxes											
3 Property Taxes	\$ 2,564,499	\$ 2,550,043	\$ 2,792,450	\$ 3,065,200	\$ 3,068,265	\$ 3,071,333	\$ 3,086,690	\$ 3,089,777	\$ 3,092,867	\$ 3,108,331	\$ 3,123,873
4 Municipal Income Tax	\$ 30,549,274	\$ 32,160,000	\$ 34,688,301	\$ 34,410,000	\$ 35,270,250	\$ 36,152,006	\$ 37,055,806	\$ 37,982,201	\$ 38,931,756	\$ 39,905,050	\$ 40,902,676
5 Other Local Taxes	\$ 1,568,026	\$ 1,539,982	\$ 1,469,722	\$ 1,515,000	\$ 1,545,300	\$ 1,576,206	\$ 1,607,730	\$ 1,639,885	\$ 1,672,683	\$ 1,706,137	\$ 1,740,260
6 Total Local Taxes	\$ 34,681,799	\$ 36,183,825	\$ 38,970,474	\$ 38,990,200	\$ 39,883,815	\$ 40,799,545	\$ 41,750,226	\$ 42,711,863	\$ 43,697,306	\$ 44,719,518	\$ 45,766,809
7 Intergovernmental Revenues											
8 Local Government Fund	\$ 122,524	\$ 98,395	\$ 146,766	\$ 119,500	\$ 119,500	\$ 119,500	\$ 119,500	\$ 119,500	\$ 119,500	\$ 119,500	\$ 119,500
9 Estate Tax	\$ 16,795	\$ 1,325	\$ 4,253	\$ -	\$ -	\$ -	\$ -	\$ -	\$ -	\$ -	\$ -
10 Other Intergovernmental	\$ 21,895	\$ 23,116	\$ 22,176	\$ 28,200	\$ 28,764	\$ 29,339	\$ 29,926	\$ 30,525	\$ 31,136	\$ 31,759	\$ 32,394
11 Rollbacks/Homestead	\$ 184,380	\$ 183,970	\$ 199,916	\$ 186,700	\$ 187,634	\$ 188,572	\$ 189,515	\$ 190,463	\$ 191,415	\$ 192,372	\$ 193,334
12 Miscellaneous	\$ 576,984	\$ 15,458	\$ 19,767	\$ 7,500	\$ 7,725	\$ 7,957	\$ 8,195	\$ 8,441	\$ 8,695	\$ 8,955	\$ 9,224
13 Total Intergovernmental	\$ 922,578	\$ 322,264	\$ 392,879	\$ 341,900	\$ 343,623	\$ 345,368	\$ 347,136	\$ 348,929	\$ 350,746	\$ 352,586	\$ 354,452
14 Charges for Services											
15 General Government	\$ 1,700,039	\$ 2,023,379	\$ 2,031,973	\$ 2,012,000	\$ 2,072,360	\$ 2,134,531	\$ 2,198,567	\$ 2,264,524	\$ 2,332,460	\$ 2,402,434	\$ 2,474,507
16 Recreation Programs	\$ 1,053,113	\$ 1,102,454	\$ 1,141,131	\$ 1,180,000	\$ 1,215,400	\$ 1,251,862	\$ 1,289,418	\$ 1,328,101	\$ 1,367,944	\$ 1,408,982	\$ 1,451,251
17 Miscellaneous	\$ 12,515	\$ 11,515	\$ 4,268	\$ 9,400	\$ 9,588	\$ 9,780	\$ 9,976	\$ 10,176	\$ 10,380	\$ 10,588	\$ 10,800
18 Total Charges for Services	\$ 2,765,667	\$ 3,137,348	\$ 3,177,371	\$ 3,201,400	\$ 3,297,348	\$ 3,396,173	\$ 3,497,961	\$ 3,602,801	\$ 3,710,784	\$ 3,822,004	\$ 3,936,558
19 Fines, Permits, and Licenses											
20 Fines and Forfeitures	\$ 258,074	\$ 194,925	\$ 262,033	\$ 250,250	\$ 257,758	\$ 265,490	\$ 273,455	\$ 281,659	\$ 290,108	\$ 298,812	\$ 307,776
21 Permits and Licenses	\$ 1,009,278	\$ 891,666	\$ 803,468	\$ 1,100,000	\$ 1,122,000	\$ 1,144,440	\$ 1,167,329	\$ 1,190,676	\$ 1,214,490	\$ 1,238,780	\$ 1,263,556
22 Total Fines, Permits and Licenses	\$ 1,267,352	\$ 1,086,591	\$ 1,065,501	\$ 1,350,250	\$ 1,379,758	\$ 1,409,930	\$ 1,440,784	\$ 1,472,335	\$ 1,504,598	\$ 1,537,592	\$ 1,571,332
23 Other Revenue											
24 Miscellaneous Revenue	\$ 531,439	\$ 834,385	\$ 1,120,616	\$ 934,000	\$ 952,680	\$ 971,734	\$ 991,168	\$ 1,010,992	\$ 1,031,211	\$ 1,051,836	\$ 1,072,872
25 Sale of Assets	\$ 4,658	\$ 650,041	\$ 18,635	\$ 49,250	\$ 50,728	\$ 52,249	\$ 53,817	\$ 55,431	\$ 57,094	\$ 58,807	\$ 60,571
26 Reimbursements	\$ 693,562	\$ 849,597	\$ 1,072,530	\$ 1,082,000	\$ 1,103,640	\$ 1,125,713	\$ 1,148,227	\$ 1,171,192	\$ 1,194,615	\$ 1,218,508	\$ 1,242,878
27 Refunds	\$ 20,357	\$ 58,895	\$ 19,728	\$ 16,000	\$ 16,480	\$ 16,974	\$ 17,484	\$ 18,008	\$ 18,548	\$ 19,105	\$ 19,678
28 Other	\$ -	\$ -	\$ -	\$ -	\$ -	\$ -	\$ -	\$ -	\$ -	\$ -	\$ -
29 Total Other Revenue	\$ 1,250,016	\$ 2,392,918	\$ 2,231,509	\$ 2,081,250	\$ 2,123,528	\$ 2,166,670	\$ 2,210,696	\$ 2,255,623	\$ 2,301,470	\$ 2,348,255	\$ 2,396,000
30 Total General Fund Revenue	\$ 40,887,412	\$ 43,122,945	\$ 45,837,733	\$ 45,965,000	\$ 47,028,071	\$ 48,117,686	\$ 49,246,803	\$ 50,391,551	\$ 51,564,903	\$ 52,779,955	\$ 54,025,151
32 Percentage Increase/Decrease	-3.154%	5.468%	6.295%	0.278%	2.313%	2.317%	2.347%	2.325%	2.328%	2.356%	2.359%
35 Expenditures											
36 Council	\$ 199,529	\$ 214,346	\$ 165,208	\$ 162,012	\$ 167,682	\$ 173,551	\$ 179,625	\$ 185,912	\$ 192,419	\$ 199,154	\$ 206,124
37 Mayor's Office	\$ 613,883	\$ 553,797	\$ 592,732	\$ 662,400	\$ 685,584	\$ 709,579	\$ 734,414	\$ 760,118	\$ 786,722	\$ 814,257	\$ 842,756
38 Economic Development	\$ 278,449	\$ 212,696	\$ 130,856	\$ 199,364	\$ 206,342	\$ 213,564	\$ 221,039	\$ 228,775	\$ 236,782	\$ 245,069	\$ 253,646
39 Economic Dev. Incentives	\$ 293,309	\$ 258,778	\$ 294,514	\$ 378,000	\$ 391,230	\$ 404,923	\$ 419,095	\$ 433,763	\$ 448,945	\$ 464,658	\$ 480,921
40 Finance Department	\$ 2,861,770	\$ 2,999,066	\$ 2,861,823	\$ 3,123,344	\$ 3,232,661	\$ 3,345,804	\$ 3,462,907	\$ 3,584,109	\$ 3,709,553	\$ 3,839,387	\$ 3,973,766
Human Resources Department	\$ 198,662	\$ 228,712	\$ 236,717	\$ 245,002	\$ 253,577	\$ 262,452	\$ 271,638	\$ 281,145	\$ 290,985	\$ 299,985	\$ 299,985
41 Law Department	\$ 507,010	\$ 567,645	\$ 541,573	\$ 608,396	\$ 629,690	\$ 651,729	\$ 674,540	\$ 698,149	\$ 722,584	\$ 747,874	\$ 774,050
42 Police Department	\$ 9,312,680	\$ 9,752,408	\$ 9,935,966	\$ 10,529,768	\$ 10,898,310	\$ 11,279,751	\$ 11,674,542	\$ 12,083,151	\$ 12,506,061	\$ 12,943,773	\$ 13,396,805
43 Fire Department	\$ 7,517,447	\$ 7,740,587	\$ 8,867,127	\$ 7,569,116	\$ 7,834,035	\$ 8,108,226	\$ 8,392,014	\$ 8,685,734	\$ 8,989,735	\$ 9,304,376	\$ 9,630,029
44 Service Department	\$ 9,208,701	\$ 9,433,918	\$ 8,963,082	\$ 11,057,168	\$ 11,444,169	\$ 11,844,715	\$ 12,259,280	\$ 12,688,355	\$ 13,132,447	\$ 13,592,083	\$ 14,067,806
45 Human Services Department	\$ 588,977	\$ 609,710	\$ 623,472	\$ 702,420	\$ 727,005	\$ 752,450	\$ 778,786	\$ 806,044	\$ 834,256	\$ 863,455	\$ 893,676
46 Recreation Department	\$ 2,493,497	\$ 2,415,005	\$ 2,493,762	\$ 2,740,956	\$ 2,836,889	\$ 2,936,180	\$ 3,038,946	\$ 3,145,309	\$ 3,255,395	\$ 3,369,334	\$ 3,487,261
47 Property and Equipment	\$ 1,311,594	\$ 1,013,727	\$ 1,049,607	\$ 1,761,930	\$ 1,823,598	\$ 1,887,424	\$ 1,953,484	\$ 2,021,856	\$ 2,092,621	\$ 2,165,863	\$ 2,241,668
49 Building Department	\$ 1,129,695	\$ 1,172,025	\$ 1,168,549	\$ 1,354,148	\$ 1,401,543	\$ 1,450,597	\$ 1,501,368	\$ 1,553,916	\$ 1,608,303	\$ 1,664,594	\$ 1,722,855
50 One-Time Transfer to Self Insurance	\$ -	\$ -	\$ -	\$ -	\$ -	\$ -	\$ -	\$ -	\$ -	\$ -	\$ -
51 Total General Fund Expenditures	\$ 36,316,540	\$ 36,943,708	\$ 37,886,932	\$ 41,077,734	\$ 42,515,455	\$ 44,003,495	\$ 45,543,617	\$ 47,137,643	\$ 48,787,461	\$ 50,495,022	\$ 52,262,348
53 Percentage Increase/Decrease	1.630%	1.727%	2.553%	8.422%	3.500%	3.500%	3.500%	3.500%	3.500%	3.500%	3.500%
54 Excess Revenue over Expenditures	\$ 4,570,872	\$ 6,179,237	\$ 7,950,802	\$ 4,887,266	\$ 4,512,616	\$ 4,114,191	\$ 3,703,186	\$ 3,253,908	\$ 2,777,442	\$ 2,284,933	\$ 1,762,803
56 Bond Proceeds	\$ 9,000,000	\$ -	\$ -	\$ -	\$ -	\$ -	\$ -	\$ -	\$ -	\$ -	\$ -
57 Transfers Out	\$ (12,761,000)	\$ (4,000,000)	\$ (6,000,000)	\$ (6,300,000)	\$ (4,100,000)	\$ (4,400,000)	\$ (4,400,000)	\$ (4,400,000)	\$ (3,700,000)	\$ (3,650,000)	\$ (3,725,000)
58 Transfers/Advances In	\$ -	\$ -	\$ -	\$ -	\$ -	\$ -	\$ -	\$ -	\$ -	\$ -	\$ -
59 Beginning Balance	\$ 23,742,976	\$ 24,552,848	\$ 26,749,438	\$ 28,700,239	\$ 27,287,508	\$ 27,700,121	\$ 27,414,313	\$ 26,717,499	\$ 25,571,406	\$ 24,648,849	\$ 23,283,782
60 Prior Period Adj.	\$ -	\$ -	\$ -	\$ -	\$ -	\$ -	\$ -	\$ -	\$ -	\$ -	\$ -
61 Ending Balance	\$ 24,552,848	\$ 26,749,438	\$ 28,700,239	\$ 27,287,508	\$ 27,700,121	\$ 27,414,313	\$ 26,717,499	\$ 25,571,406	\$ 24,648,849	\$ 23,283,782	\$ 21,321,585

City of Beachwood Seven Year Cash Flow Projection

Assumption total loss of income tax revenue over 3 years at 10.5 million; Loss of other taxes \$800,000 Other losses such as Recreation/ EMS / Fines 1 year loss 1.3 million Local Govt loss ongoing

	Actual			Projected								
	2017	2018	2019	2020	2021	2022	2023	2024	2025	2026	2027	2028
1 General Fund												
2 Local Taxes												
3 Property Taxes	\$ 2,564,499	\$ 2,550,043	\$ 2,792,450	\$ 3,065,200	\$ 3,068,265	\$ 3,071,333	\$ 3,086,690	\$ 3,089,777	\$ 3,092,867	\$ 3,108,331	\$ 3,123,873	\$ 3,139,492
4 Municipal Income Tax	\$ 30,549,274	\$ 32,160,000	\$ 34,688,301	\$ 32,000,000	\$ 33,800,000	\$ 35,645,000	\$ 36,536,125	\$ 37,449,528	\$ 38,385,766	\$ 39,345,410	\$ 40,329,045	\$ 41,337,271
5 Other Local Taxes	\$ 1,568,026	\$ 1,539,982	\$ 1,469,722	\$ 700,000	\$ 1,014,000	\$ 1,034,280	\$ 1,054,966	\$ 1,076,065	\$ 1,097,586	\$ 1,119,538	\$ 1,141,929	\$ 1,164,768
6 Total Local Taxes	\$ 34,681,799	\$ 36,183,825	\$ 38,970,474	\$ 35,765,200	\$ 37,882,265	\$ 39,750,613	\$ 40,677,781	\$ 41,615,370	\$ 42,576,219	\$ 43,573,279	\$ 44,594,847	\$ 45,641,531
7 Intergovernmental Revenues												
8 Local Government Fund	\$ 122,524	\$ 98,395	\$ 146,766	\$ 110,000	\$ 110,000	\$ 110,000	\$ 110,000	\$ 110,000	\$ 110,000	\$ 110,000	\$ 110,000	\$ 110,000
9 Estate Tax	\$ 16,795	\$ 1,325	\$ 4,253	\$ -	\$ -	\$ -	\$ -	\$ -	\$ -	\$ -	\$ -	\$ -
10 Other Intergovernmental	\$ 21,895	\$ 23,116	\$ 22,176	\$ 26,200	\$ 26,724	\$ 27,258	\$ 27,803	\$ 28,359	\$ 28,926	\$ 29,505	\$ 30,095	\$ 30,697
11 Rollbacks/Homestead	\$ 184,380	\$ 183,970	\$ 199,916	\$ 186,700	\$ 187,634	\$ 188,572	\$ 189,515	\$ 190,463	\$ 191,415	\$ 192,372	\$ 193,334	\$ 194,301
12 Miscellaneous	\$ 576,984	\$ 15,458	\$ 19,767	\$ 7,500	\$ 7,725	\$ 7,957	\$ 8,195	\$ 8,441	\$ 8,695	\$ 8,955	\$ 9,224	\$ 9,501
13 Total Intergovernmental	\$ 922,578	\$ 322,264	\$ 392,879	\$ 330,400	\$ 332,083	\$ 333,787	\$ 335,513	\$ 337,263	\$ 339,036	\$ 340,832	\$ 342,653	\$ 344,499
14 Charges for Services												
15 General Government	\$ 1,700,039	\$ 2,023,379	\$ 2,031,973	\$ 1,991,500	\$ 2,031,973	\$ 2,092,932	\$ 2,155,720	\$ 2,220,392	\$ 2,287,004	\$ 2,355,614	\$ 2,426,282	\$ 2,499,070
16 Recreation Programs	\$ 1,053,113	\$ 1,102,454	\$ 1,141,131	\$ 1,150,000	\$ 1,141,131	\$ 1,175,365	\$ 1,210,626	\$ 1,246,945	\$ 1,284,353	\$ 1,322,884	\$ 1,362,571	\$ 1,403,448
17 Miscellaneous	\$ 12,515	\$ 11,515	\$ 4,268	\$ 9,400	\$ 9,588	\$ 9,780	\$ 9,976	\$ 10,176	\$ 10,380	\$ 10,588	\$ 10,800	\$ 11,016
18 Total Charges for Services	\$ 2,765,667	\$ 3,137,348	\$ 3,177,371	\$ 2,115,900	\$ 3,182,692	\$ 3,278,077	\$ 3,376,322	\$ 3,477,513	\$ 3,581,737	\$ 3,689,086	\$ 3,799,653	\$ 3,913,534
19 Fines, Permits, and Licenses												
20 Fines and Forfeitures	\$ 258,074	\$ 194,925	\$ 262,033	\$ 245,000	\$ 245,000	\$ 252,350	\$ 259,921	\$ 267,718	\$ 275,750	\$ 284,022	\$ 292,543	\$ 301,319
21 Permits and Licenses	\$ 1,009,278	\$ 891,666	\$ 803,468	\$ 1,000,000	\$ 1,020,000	\$ 1,040,400	\$ 1,061,208	\$ 1,082,432	\$ 1,104,081	\$ 1,126,163	\$ 1,148,686	\$ 1,171,660
22 Total Fines, Permits and Licenses	\$ 1,267,352	\$ 1,086,591	\$ 1,065,501	\$ 1,245,000	\$ 1,265,000	\$ 1,292,750	\$ 1,321,129	\$ 1,350,150	\$ 1,379,831	\$ 1,410,185	\$ 1,441,229	\$ 1,472,979
23 Other Revenue												
24 Miscellaneous Revenue	\$ 531,439	\$ 834,385	\$ 1,120,616	\$ 900,000	\$ 918,000	\$ 936,360	\$ 955,087	\$ 974,189	\$ 993,673	\$ 1,013,546	\$ 1,033,817	\$ 1,054,493
25 Sale of Assets	\$ 4,658	\$ 650,041	\$ 18,635	\$ 49,250	\$ 50,728	\$ 52,249	\$ 53,817	\$ 55,431	\$ 57,094	\$ 58,807	\$ 60,571	\$ 62,388
26 Reimbursements	\$ 693,562	\$ 849,597	\$ 1,072,530	\$ 950,000	\$ 969,000	\$ 988,380	\$ 1,008,148	\$ 1,028,311	\$ 1,048,877	\$ 1,069,854	\$ 1,091,251	\$ 1,113,076
27 Refunds	\$ 20,357	\$ 58,895	\$ 19,728	\$ 16,000	\$ 16,480	\$ 16,974	\$ 17,484	\$ 18,008	\$ 18,548	\$ 19,105	\$ 19,678	\$ 20,268
28 Other	\$ -	\$ -	\$ -	\$ -	\$ -	\$ -	\$ -	\$ -	\$ -	\$ -	\$ -	\$ -
29 Total Other Revenue	\$ 1,250,016	\$ 2,392,918	\$ 2,231,509	\$ 1,915,250	\$ 1,954,208	\$ 1,993,964	\$ 2,034,535	\$ 2,075,939	\$ 2,118,192	\$ 2,161,312	\$ 2,205,318	\$ 2,250,227
30 Total General Fund Revenue	\$ 40,887,412	\$ 43,122,945	\$ 45,837,733	\$ 41,371,750	\$ 44,616,248	\$ 46,649,190	\$ 47,745,280	\$ 48,856,235	\$ 49,995,014	\$ 51,174,695	\$ 52,383,700	\$ 53,622,769
32 Percentage Increase/Decrease	-3.154%	5.468%	6.295%	-9.743%	7.842%	4.557%	2.350%	2.327%	2.331%	2.360%	2.363%	2.365%
35 Expenditures												
36 Council	\$ 199,529	\$ 214,346	\$ 165,208	\$ 162,012	\$ 167,682	\$ 173,551	\$ 179,625	\$ 185,912	\$ 192,419	\$ 199,154	\$ 206,124	\$ 213,338
37 Mayor's Office	\$ 613,883	\$ 553,797	\$ 592,732	\$ 662,400	\$ 685,584	\$ 709,579	\$ 734,414	\$ 760,118	\$ 786,722	\$ 814,257	\$ 842,756	\$ 872,252
38 Economic Development	\$ 278,449	\$ 212,696	\$ 130,856	\$ 160,724	\$ 201,349	\$ 208,396	\$ 215,690	\$ 223,239	\$ 231,052	\$ 239,139	\$ 247,509	\$ 256,172
39 Economic Dev. Incentives	\$ 293,309	\$ 258,778	\$ 294,514	\$ 300,000	\$ 310,500	\$ 321,368	\$ 332,616	\$ 344,258	\$ 356,307	\$ 368,778	\$ 381,685	\$ 395,044
40 Finance Department	\$ 2,861,770	\$ 2,999,066	\$ 2,861,823	\$ 3,468,344	\$ 3,589,736	\$ 3,715,377	\$ 3,845,415	\$ 3,980,005	\$ 4,119,305	\$ 4,263,481	\$ 4,412,703	\$ 4,567,148
Human Resources Department	\$ 198,662	\$ 198,662	\$ 228,712	\$ 236,717	\$ 245,002	\$ 253,577	\$ 262,452	\$ 271,638	\$ 281,145	\$ 290,985	\$ 301,169	\$ 311,699
41 Law Department	\$ 507,010	\$ 567,645	\$ 541,573	\$ 608,396	\$ 629,690	\$ 651,729	\$ 674,540	\$ 698,149	\$ 722,584	\$ 747,874	\$ 774,050	\$ 801,142
42 Police Department	\$ 9,312,680	\$ 9,752,408	\$ 9,935,966	\$ 9,945,200	\$ 10,293,282	\$ 10,653,547	\$ 11,026,421	\$ 11,412,346	\$ 11,811,778	\$ 12,225,190	\$ 12,653,072	\$ 13,095,930
43 Fire Department	\$ 7,517,447	\$ 7,740,587	\$ 8,867,127	\$ 7,569,116	\$ 7,834,035	\$ 8,108,226	\$ 8,392,014	\$ 8,685,734	\$ 8,989,735	\$ 9,304,376	\$ 9,630,029	\$ 9,967,080
44 Service Department	\$ 9,208,701	\$ 9,433,918	\$ 8,963,082	\$ 10,472,600	\$ 10,839,141	\$ 11,218,511	\$ 11,611,159	\$ 12,017,550	\$ 12,438,164	\$ 12,873,500	\$ 13,324,073	\$ 13,790,416
45 Human Services Department	\$ 588,977	\$ 609,710	\$ 623,472	\$ 680,340	\$ 704,152	\$ 728,797	\$ 754,305	\$ 780,706	\$ 808,031	\$ 836,312	\$ 865,583	\$ 895,878
46 Recreation Department	\$ 2,493,497	\$ 2,415,005	\$ 2,493,762	\$ 1,563,356	\$ 1,618,073	\$ 1,674,706	\$ 1,733,321	\$ 1,793,987	\$ 1,856,777	\$ 1,921,764	\$ 1,989,026	\$ 2,058,642
47 Property and Equipment	\$ 1,311,594	\$ 1,013,727	\$ 1,049,607	\$ 1,761,930	\$ 1,823,598	\$ 1,887,424	\$ 1,953,484	\$ 2,021,856	\$ 2,092,621	\$ 2,165,863	\$ 2,241,668	\$ 2,320,126
49 Building Department	\$ 1,129,695	\$ 1,172,025	\$ 1,168,549	\$ 1,354,148	\$ 1,401,543	\$ 1,450,597	\$ 1,501,368	\$ 1,553,916	\$ 1,608,303	\$ 1,664,594	\$ 1,722,855	\$ 1,783,155
50 One-Time Transfer to Self Insurance	\$ -	\$ -	\$ -	\$ -	\$ -	\$ -	\$ -	\$ -	\$ -	\$ -	\$ -	\$ -
51 Total General Fund Expenditures	\$ 36,316,540	\$ 36,943,708	\$ 37,886,932	\$ 38,937,278	\$ 40,335,082	\$ 41,746,810	\$ 43,207,949	\$ 44,720,228	\$ 46,285,436	\$ 47,905,427	\$ 49,582,118	\$ 51,317,492
53 Percentage Increase/Decrease	1.630%	1.727%	2.553%	2.772%	3.590%	3.500%	3.500%	3.500%	3.500%	3.500%	3.500%	3.500%
54 Excess Revenue over Expenditures	\$ 4,570,872	\$ 6,179,237	\$ 7,950,802	\$ 2,434,472	\$ 4,281,166	\$ 4,902,380	\$ 4,537,331	\$ 4,136,007	\$ 3,709,578	\$ 3,269,268	\$ 2,801,582	\$ 2,305,277
56 Bond Proceeds	\$ 9,000,000	\$ -	\$ -	\$ -	\$ -	\$ -	\$ -	\$ -	\$ -	\$ -	\$ -	\$ -
57 Transfers Out	\$ (12,761,000)	\$ (4,000,000)	\$ (6,000,000)	\$ (3,400,000)	\$ (4,100,000)	\$ (4,400,000)	\$ (4,400,000)	\$ (4,400,000)	\$ (3,700,000)	\$ (3,650,000)	\$ (3,725,000)	\$ (3,675,000)
58 Transfers/Advances In	\$ -	\$ -	\$ -	\$ -	\$ -	\$ -	\$ -	\$ -	\$ -	\$ -	\$ -	\$ -
59 Beginning Balance	\$ 23,742,976	\$ 24,552,848	\$ 26,749,438	\$ 28,700,239	\$ 27,734,711	\$ 27,915,877	\$ 28,418,257	\$ 28,555,589	\$ 28,291,596	\$ 28,301,174	\$ 27,920,442	\$ 26,997,024
60 Prior Period Adj.	\$ -	\$ -	\$ -	\$ -	\$ -	\$ -	\$ -	\$ -	\$ -	\$ -	\$ -	\$ -
61 Ending Balance	\$ 24,552,848	\$ 26,749,438	\$ 28,700,239	\$ 27,734,711	\$ 27,915,877	\$ 28,418,257	\$ 28,555,589	\$ 28,291,596	\$ 28,301,174	\$ 27,920,442	\$ 26,997,024	\$ 25,627,301

The City of Beachwood, Ohio

Monthly Financial Report

For Month Ended July 31, 2020



Prepared by the Finance Department

CITY OF BEACHWOOD
UNAUDITED FINANCIAL REPORT

FINANCIAL REPORTS ARE PREPARED BY : **Robert Forester, Accounting Supervisor**



FINANCIAL REPORTS ARE REVIEWED BY : **Larry Heiser, Finance Director**



August 10, 2020

Members of Beachwood City Council and
Mayor Martin S. Horwitz

Total General Fund revenue through July 31, 2020 is \$24,342,102 which is a decrease of \$4,352,262 or 15.2% from prior year-to-date revenue and total expenditures are \$21,535,378 which is a decrease of \$702,286 or 3.2%. Below is an analysis of revenues and expenditures.

Revenues

Municipal income tax is down \$2,409,654 or 11.0%. Property taxes decreased \$356,815 or 18.6% due to a timing difference. Other local taxes decreased by \$303,076 or 37.4% which is largely due to a decrease in lodging taxes. Recreation charges for services are down \$901,484 or 98.1% due to the cancellation of most of our recreation programs. Fines and forfeitures decreased \$37,532 or 26.6%. Permits and licenses decreased \$91,590 or 15.9%. Miscellaneous revenue decreased \$86,822 or 14.6% which is due to a decrease in interest. Reimbursements decreased \$110,450 or 22.7% due to an insurance reimbursement in 2019.

Expenditures

In July, the City switched from being self-insured for workers' compensation to coverage from the Ohio Bureau of Workers' Compensation State Fund. The payment for 2020 was \$473,250. This was charged to each department based on a percentage of payroll. Workers' compensation expense increased for each department over 2019 expenditures. Below is a list of significant increases or decreases in expenditures other than workers' compensation expense.

Mayor's Office – Total expenditures increased by \$40,872 or 12.2% due to the timing of advertising payments.

Economic Development – Total expenditures decreased by \$31,068 or 11.1% due to a vacancy in the department.

Law – Total expenditures increased by \$64,988 or 20.4% which is due to an increase in payments for legal services.

All Community Services Departments – Total expenditures decreased by \$840,888 or 43.4% due to program cancellations.

Summary

Based on the above analysis of revenues and expenditures, General Fund revenues exceeded expenditures by \$2,806,724 as of July 31, 2020. By comparison, at this time last year revenues exceeded expenditures by \$6,456,700.

All Other Funds

Total revenue for all other funds through July 31, 2020 is \$9,191,316 which is an increase of \$986,373 or 12.0% from prior year-to-date revenue and total expenditures are \$9,635,545 which is an increase of \$1,250,705 or 14.9% from prior year-to-date expenditures.

Summary

Total revenue through July exceeded total expenditures by \$2,362,495. Additionally, the General Fund unencumbered balance is \$22,255,433, the Capital Improvement unencumbered balance is \$10,534,638, and the unencumbered balance for all funds is \$41,332,163.

Budgetary – General Fund Review

Revenue

The original estimate of General fund revenue filed with the County projected revenue at \$45,965,000. Based on collections through July 31st and estimated collections for the rest of the year, I anticipate revenue of \$41,038,502. My projection can be seen in section 5.

Expenditures

The legal level of budgetary control for the General fund is at the department level. Any budgetary modifications at this level may only be made by ordinance of City Council. City policy stipulates that no purchase order will be processed if it results in the object level appropriation to be exceeded. The Finance department monitors budgets on a line item basis in order to identify potential budgetary concerns. If it is determined that money should be moved to cover a negative balance, the Finance department will contact the appropriate Director, explain the situation and ask the Director to complete a Transfer of Appropriation Form. This form must be approved by the Mayor and the Finance Director. If it is determined that total appropriations need to be increased, the appropriate steps are followed in order to get Council approval.

Total General Fund appropriations are \$49,007,300. Including year-to-date expenditures of \$23,827,129 and outstanding current year encumbrances of \$5,512,806, 59.9% of general fund appropriations have been committed. A review of actual expenditures compared to appropriations indicates the following changes may be necessary.

Council, Human Resources & Fire Departments – Appropriations will most likely need to be increased for workers' compensation expenses.

Fire – Due to the increase in health care premiums and depending on the amount of overtime incurred the remainder of the year, salary and benefit appropriations will most likely need to be increased.

A report can be found in Section 3 projecting expenditures for the rest of the year. This report is based on actual expenditures, highly probable future expenditures and historical percentages. Based on this, I am projecting expenditures of \$41,343,938 (excluding transfers to the Capital Improvement Fund).

Summary

Based upon the above-mentioned projections for General Fund revenues and expenditures, on a budgetary basis, expenditures will exceed revenues by \$305,436, including the transfer of \$3,400,000 to debt service.

Respectfully submitted,


Larry A. Heiser, CPA
Finance Director

CITY OF BEACHWOOD
FUND CASH STATEMENT
FOR THE PERIOD ENDED JULY 31, 2020

		Beginning Year	Month-to-Date	Year-to-Date	Month-to-Date	Year-to-Date	Outstanding	Unencumbered
		Balance	Actual	Actual Receipts	Expenditures/ Expenses	Expenditures/ Expenses	Encumbrances	Balance
			Receipts					
101	General	28,700,239.45	2,663,593.78	24,343,341.88	3,304,806.29	24,935,377.62	5,852,770.86	22,255,432.85
211	Street Construction/Maintenance	1,131,391.48	52,441.71	372,975.40	0.00	128,720.38	54,134.75	1,321,511.75
212	State Highway Improvement	365,138.53	4,386.67	32,741.37	0.00	0.00	0.00	397,879.90
231	Mayor's Court Improvement	67,863.45	260.00	3,270.00	300.00	8,595.60	240.00	62,297.85
241	Federal Equitable Sharing	243,263.22	115.96	3,332.04	0.00	0.00	0.00	246,595.26
243	Law Enforce Trust	166,649.51	711.11	1,676.39	0.00	0.00	0.00	168,325.90
261	Street Lights Blossom Drive	1,108.03	0.00	1,029.56	134.04	948.47	815.76	373.36
262	Street Lights George Zeiger Drive	101,854.98	0.00	6,039.26	1,547.79	10,894.33	9,293.26	87,706.65
271	Local Corona Virus Relief Fund	0.00	0.00	138,998.98	27,465.30	27,465.30	8,456.87	103,076.81
281	Federal Emergency (FEMA)	0.00	0.00	0.00	0.00	0.00	0.00	0.00
282	NOPEC Grant Fund	0.00	0.00	0.00	0.00	0.00	135,315.99	(135,315.99)
283	ESID (Energy Special Improve)	0.00	0.00	172,783.86	0.00	172,783.86	0.00	0.00
291	Eaton TIF Fund	5,988,303.96	0.00	2,101,861.89	0.00	2,101,861.37	1,201,861.37	4,786,443.11
292	Omnova TIF Fund	0.00	0.00	133,401.11	0.00	133,401.11	133,401.11	(133,401.11)
331	General Bond Retirement	1,402,876.42	100,000.00	3,688,752.43	0.00	312,353.68	4,814,495.00	(35,219.83)
441	Capital Improvement	12,354,183.21	0.00	276,521.35	339,858.70	981,123.68	1,114,943.17	10,534,637.71
501	Workers' Comp Self Insurance	1,500,000.00	0.00	0.00	2,577.18	59,382.29	0.00	1,440,617.71
771	Leo Weiss Trust	1,237.89	0.00	1.94	0.00	1,239.83	0.00	0.00
782	Commercial Permit Tax	263.81	971.33	8,111.09	730.60	7,403.57	0.00	971.33
783	Deposits	210,396.59	0.00	52,065.91	9,304.23	158,995.55	0.00	103,466.95
784	Police Pension	37,647.94	1,000.00	134,027.28	0.00	67,841.94	0.00	103,833.28
785	Zone Income Taxes	0.00	435,630.21	5,463,725.96	435,678.03	5,463,773.78	0.00	(47.82)
786	Unclaimed Monies	22,977.05	0.00	0.00	0.00	0.00	0.00	22,977.05
800	General Fixed Assets	0.00	0.00	0.00	0.00	0.00	0.00	0.00
900	General Long-Term Debt	0.00	0.00	0.00	0.00	0.00	0.00	0.00
TOTAL	ALL FUNDS	52,295,395.52	3,259,110.77	36,934,657.70	4,122,402.16	34,572,162.36	13,325,728.14	41,332,162.72

CITY OF BEACHWOOD
STATEMENT OF EXPENSES
CURRENT YEAR BUDGET SUMMARY
FOR THE PERIOD ENDED JULY 31, 2020

	<u>Current Budget</u>	<u>Current YTD Expense</u>	<u>Current Encumbrance</u>	<u>Current Unencumbered</u>	<u>% Remn</u>
GENERAL FUND					
Council	181,900.00	91,223.22	12,829.83	77,846.95	42.80%
Mayor's Office	721,000.00	349,422.67	86,851.85	284,725.48	39.49%
Economic Development	596,700.00	242,462.75	99,221.70	255,015.55	42.74%
Human Resources	248,600.00	132,067.26	30,364.03	86,168.71	34.66%
Finance Department	9,800,700.00	4,957,265.72	281,822.21	4,561,612.07	46.54%
Law Department	665,300.00	309,245.08	160,194.45	195,860.47	29.44%
Police Department	12,031,400.00	6,008,917.87	1,436,149.70	4,586,332.43	38.12%
Fire Department	8,458,300.00	4,632,358.20	803,274.47	3,022,667.33	35.74%
Service Administrati	10,997,200.00	5,372,324.39	1,920,507.16	3,704,368.45	33.68%
Human Services	766,500.00	212,266.14	80,599.33	473,634.53	61.79%
Recreation Administr	1,546,500.00	690,053.16	319,030.96	537,415.88	34.75%
Recreation Camps	542,300.00	14,745.82	24,543.99	503,010.19	92.75%
Recreation Other Pro	253,900.00	40,407.48	10,003.94	203,488.58	80.15%
Swimming Pools/Parks	668,100.00	54,069.37	95,404.24	518,626.39	77.63%
Building Department	1,528,900.00	720,300.15	152,007.88	656,591.97	42.95%
TOTAL GENERAL FUND	<u>49,007,300.00</u>	<u>23,827,129.28</u>	<u>5,512,805.74</u>	<u>19,667,364.98</u>	<u>40.13%</u>
SPECIAL REVENUE FUNDS					
STREET CONSTRUCTION/	500,000.00	16,621.12	22,109.25	461,269.63	92.25%
STATE HIGHWAY IMPROV	250,000.00	-	-	250,000.00	100.00%
MAYOR'S COURT IMPROV	50,000.00	8,295.60	240.00	41,464.40	82.93%
FEDERAL EQUITABLE SH	150,000.00	-	-	150,000.00	100.00%
LAW ENFORCE TRUST FU	100,000.00	-	-	100,000.00	100.00%
STREET LIGHTS BLOSSO	2,200.00	814.43	815.76	569.81	25.90%
STREET LIGHTS GEO. Z	24,000.00	9,346.54	9,293.26	5,360.20	22.33%
LOCAL CORONA VIRUS	138,999.00	27,465.30	8,456.87	103,076.83	74.16%
FEDERAL EMERGENCY	-	-	-	-	N/A
NOPEC GRANT FUND	141,244.00	-	135,315.99	5,928.01	4.20%
ESID (ENERGY DISTRICT)	230,000.00	172,783.86	-	57,216.14	24.88%
EATON TIF FUND	4,250,000.00	2,101,861.37	1,201,861.37	946,277.26	22.27%
OMNOVA TIF FUND	270,000.00	133,401.11	133,401.11	3,197.78	1.18%
TOTAL SPECIAL REVENUE FUNDS	<u>6,106,443.00</u>	<u>2,470,589.33</u>	<u>1,511,493.61</u>	<u>2,124,360.06</u>	<u>34.79%</u>
GENERAL BOND RETIREM	5,150,000.00	312,353.68	4,814,495.00	23,151.32	0.45%
CAPITAL IMPROVEMENT	8,965,000.00	581,972.26	919,796.17	7,463,231.57	83.25%
WORKERS' COMP SELF	250,000.00	59,382.29	-	190,617.71	76.25%
TRUST AND AGENCY FUNDS					
LEO WEISS TRUST FUND	1,258.00	1,239.83	-	18.17	1.44%
COMMERCIAL PERMIT TA	17,000.00	7,403.57	-	9,596.43	56.45%
DEPOSITS	200,000.00	158,995.55	-	41,004.45	20.50%
POLICE PENSION FUND	275,000.00	67,841.94	-	207,158.06	75.33%
ZONE INCOME TAXES	7,800,000.00	5,463,773.78	-	2,336,226.22	29.95%
UNCLAIMED MONIES FUN	15,000.00	-	-	15,000.00	100.00%
TOTAL TRUST AND AGENCY FUNDS	<u>8,308,258.00</u>	<u>5,699,254.67</u>	<u>-</u>	<u>2,609,003.33</u>	<u>31.40%</u>
TOTAL ALL FUNDS	<u><u>77,787,001.00</u></u>	<u><u>32,950,681.51</u></u>	<u><u>12,758,590.52</u></u>	<u><u>32,077,728.97</u></u>	<u><u>41.24%</u></u>

CITY OF BEACHWOOD
STATEMENT OF EXPENSES
CURRENT YEAR BUDGET DETAIL
FOR THE PERIOD ENDED JULY 31, 2020

1

	Current Budget	Current YTD Expense	Current Encumbrance	Current Unencumbered	% Remn
GENERAL FUND					
Council					
Salaries and Wages	108,100.00	63,000.00	-	45,100.00	41.72%
Employee Benefits	16,800.00	9,974.05	1,260.00	5,565.95	33.13%
Professional Service	19,700.00	9,000.00	8,850.00	1,850.00	9.39%
Contractual Services	2,500.00	-	2,500.00	-	0.00%
Other Services and E	24,200.00	9,175.00	-	15,025.00	62.09%
Materials and Suppli	4,800.00	74.17	219.83	4,506.00	93.88%
Property and Equipme	5,800.00	-	-	5,800.00	100.00%
Total Council	<u>181,900.00</u>	<u>91,223.22</u>	<u>12,829.83</u>	<u>77,846.95</u>	<u>42.80%</u>
Mayor's Office					
Salaries and Wages	380,600.00	209,556.40	-	171,043.60	44.94%
Employee Benefits	149,500.00	73,387.98	35,867.79	40,244.23	26.92%
Professional Service	36,500.00	6,122.23	8,800.00	21,577.77	59.12%
Contractual Services	20,000.00	507.07	692.93	18,800.00	94.00%
Other Services and E	120,700.00	55,554.78	38,001.07	27,144.15	22.49%
Materials and Suppli	12,700.00	4,294.21	3,490.06	4,915.73	38.71%
Property and Equipme	1,000.00	-	-	1,000.00	100.00%
Total Mayor's Office	<u>721,000.00</u>	<u>349,422.67</u>	<u>86,851.85</u>	<u>284,725.48</u>	<u>39.49%</u>
Economic Development					
Salaries and Wages	93,900.00	33,739.29	-	60,160.71	64.07%
Employee Benefits	50,400.00	18,986.42	5,677.86	25,735.72	51.06%
Professional Service	20,000.00	4,930.00	10,000.00	5,070.00	25.35%
Contractual Services	5,000.00	-	-	5,000.00	100.00%
Other Services and E	417,800.00	184,609.93	82,229.79	150,960.28	36.13%
Materials and Suppli	7,600.00	197.11	1,314.05	6,088.84	80.12%
Property and Equipme	2,000.00	-	-	2,000.00	100.00%
Total Economic Development	<u>596,700.00</u>	<u>242,462.75</u>	<u>99,221.70</u>	<u>255,015.55</u>	<u>42.74%</u>
Human Resources					
Salaries and Wages	147,900.00	83,940.88	-	63,959.12	43.24%
Employee Benefits	63,300.00	36,480.75	20,110.83	6,708.42	10.60%
Contractual Services	27,500.00	9,626.80	9,999.90	7,873.30	28.63%
Other Services and E	8,500.00	882.21	-	7,617.79	89.62%
Materials and Suppli	1,400.00	1,136.62	253.30	10.08	0.72%
Total Human Resources	<u>248,600.00</u>	<u>132,067.26</u>	<u>30,364.03</u>	<u>86,168.71</u>	<u>34.66%</u>
Finance Department					
Salaries and Wages	1,034,000.00	599,311.46	-	434,688.54	42.04%
Employee Benefits	434,400.00	241,159.88	133,504.73	59,735.39	13.75%
Professional Service	927,500.00	446,039.51	111,918.11	369,542.38	39.84%
Contractual Services	113,200.00	35,478.04	1,509.06	76,212.90	67.33%
Other Services and E	597,500.00	115,703.88	18,502.06	463,294.06	77.54%
Materials and Suppli	27,600.00	8,801.41	5,381.13	13,417.46	48.61%
Property and Equipme	265,000.00	110,604.62	11,007.12	143,388.26	54.11%
Non-governmental Cha	6,401,500.00	3,400,166.92	-	3,001,333.08	46.88%
Total Finance Department	<u>9,800,700.00</u>	<u>4,957,265.72</u>	<u>281,822.21</u>	<u>4,561,612.07</u>	<u>46.54%</u>
Law Department					
Salaries and Wages	347,200.00	191,278.80	-	155,921.20	44.91%
Employee Benefits	138,900.00	76,754.11	40,286.89	21,859.00	15.74%
Professional Service	124,000.00	27,235.76	96,315.24	449.00	0.36%
Contractual Services	4,000.00	226.47	1,173.53	2,600.00	65.00%
Other Services and E	29,700.00	6,467.29	13,462.66	9,770.05	32.90%
Materials and Suppli	11,500.00	3,382.65	4,146.13	3,971.22	34.53%
Property and Equipme	10,000.00	3,900.00	4,810.00	1,290.00	12.90%
Total Law Department	<u>665,300.00</u>	<u>309,245.08</u>	<u>160,194.45</u>	<u>195,860.47</u>	<u>29.44%</u>

CITY OF BEACHWOOD
STATEMENT OF EXPENSES
CURRENT YEAR BUDGET DETAIL
FOR THE PERIOD ENDED JULY 31, 2020

	Current Budget	Current YTD Expense	Current Encumbrance	Current Unencumbered	% Remn
Police Department					
Salaries and Wages	7,530,000.00	4,012,609.64	-	3,517,390.36	46.71%
Employee Benefits	3,148,800.00	1,672,928.72	971,627.37	504,243.91	16.01%
Professional Service	87,500.00	26,702.76	54,421.90	6,375.34	7.29%
Contractual Services	437,000.00	180,861.43	155,243.58	100,894.99	23.09%
Other Services and E	88,700.00	27,264.54	32,083.89	29,351.57	33.09%
Materials and Suppli	153,400.00	44,916.02	27,093.44	81,390.54	53.06%
Property and Equipme	586,000.00	43,634.76	195,679.52	346,685.72	59.16%
Total Police Department	12,031,400.00	6,008,917.87	1,436,149.70	4,586,332.43	38.12%
Fire Department					
Salaries and Wages	5,082,000.00	2,930,378.08	-	2,151,621.92	42.34%
Employee Benefits	2,623,700.00	1,463,768.69	657,516.43	502,414.88	19.15%
Professional Service	4,000.00	-	-	4,000.00	100.00%
Contractual Services	281,000.00	115,356.34	92,399.13	73,244.53	26.07%
Other Services and E	98,000.00	20,089.34	7,166.84	70,743.82	72.19%
Materials and Suppli	138,600.00	49,851.56	35,352.91	53,395.53	38.52%
Property and Equipme	231,000.00	52,914.19	10,839.16	167,246.65	72.40%
Total Fire Department	8,458,300.00	4,632,358.20	803,274.47	3,022,667.33	35.74%
Service Administrati					
Salaries and Wages	4,705,000.00	2,587,952.35	-	2,117,047.65	45.00%
Employee Benefits	2,186,500.00	1,162,821.02	631,699.12	391,979.86	17.93%
Professional Service	90,000.00	19,348.75	35,996.25	34,655.00	38.51%
Contractual Services	1,403,000.00	646,130.92	506,959.41	249,909.67	17.81%
Other Services and E	30,400.00	16,981.10	2,978.78	10,440.12	34.34%
Materials and Suppli	1,810,900.00	830,590.29	379,580.67	600,729.04	33.17%
Property and Equipme	771,400.00	108,499.96	363,292.93	299,607.11	38.84%
Total Service Administrati	10,997,200.00	5,372,324.39	1,920,507.16	3,704,368.45	33.68%
Human Services					
Salaries and Wages	334,500.00	134,246.82	-	200,253.18	59.87%
Employee Benefits	125,600.00	61,475.82	45,256.64	18,867.54	15.02%
Contractual Services	225,500.00	7,268.00	33,826.00	184,406.00	81.78%
Other Services and E	30,300.00	5,142.33	1,304.67	23,853.00	78.72%
Materials and Suppli	47,600.00	4,133.17	212.02	43,254.81	90.87%
Property and Equipme	3,000.00	-	-	3,000.00	100.00%
Total Human Services	766,500.00	212,266.14	80,599.33	473,634.53	61.79%
Recreation Administr					
Salaries and Wages	672,900.00	362,478.14	-	310,421.86	46.13%
Employee Benefits	285,400.00	150,064.50	68,020.06	67,315.44	23.59%
Professional Service	25,000.00	8,788.68	1,835.00	14,376.32	57.51%
Contractual Services	479,000.00	144,455.50	236,163.61	98,380.89	20.54%
Other Services and E	27,300.00	5,430.56	1,791.14	20,078.30	73.55%
Materials and Suppli	50,900.00	15,290.43	11,221.15	24,388.42	47.91%
Property and Equipme	6,000.00	3,545.35	-	2,454.65	40.91%
Total Recreation Administr	1,546,500.00	690,053.16	319,030.96	537,415.88	34.75%
Recreation Camps					
Salaries and Wages	308,000.00	3,202.91	-	304,797.09	98.96%
Employee Benefits	48,600.00	1,005.19	16,281.49	31,313.32	64.43%
Professional Service	-	-	-	-	0.00%
Contractual Services	147,500.00	1,211.69	976.00	145,312.31	98.52%
Other Services and E	4,500.00	2,541.99	-	1,958.01	43.51%
Materials and Suppli	33,700.00	6,784.04	7,286.50	19,629.46	58.25%
Total Recreation Camps	542,300.00	14,745.82	24,543.99	503,010.19	92.75%

CITY OF BEACHWOOD
STATEMENT OF EXPENSES
CURRENT YEAR BUDGET DETAIL
FOR THE PERIOD ENDED JULY 31, 2020

	Current Budget	Current YTD Expense	Current Encumbrance	Current Unencumbered	% Remn
Recreation Other Pro					
Salaries and Wages	85,000.00	12,786.35	-	72,213.65	84.96%
Employee Benefits	14,200.00	1,718.03	292.84	12,189.13	85.84%
Contractual Services	123,500.00	23,722.50	6,937.00	92,840.50	75.17%
Other Services and E	10,000.00	1,011.00	-	8,989.00	89.89%
Materials and Suppli	21,200.00	1,169.60	2,774.10	17,256.30	81.40%
Total Recreation Other Pro	253,900.00	40,407.48	10,003.94	203,488.58	80.15%
Swimming Pools/Parks					
Salaries and Wages	250,000.00	4,269.39	-	245,730.61	98.29%
Employee Benefits	38,700.00	659.63	-	38,040.37	98.30%
Contractual Services	266,500.00	17,873.96	94,688.50	153,937.54	57.76%
Other Services and E	3,900.00	1,799.45	64.15	2,036.40	52.22%
Materials and Suppli	84,000.00	12,822.14	651.59	70,526.27	83.96%
Property and Equipme	25,000.00	16,644.80	-	8,355.20	33.42%
Total Swimming Pools/Parks	668,100.00	54,069.37	95,404.24	518,626.39	77.63%
Building Department					
Salaries and Wages	914,200.00	488,941.23	-	425,258.77	46.52%
Employee Benefits	392,300.00	175,300.30	97,461.66	119,538.04	30.47%
Professional Service	107,000.00	34,768.18	45,214.00	27,017.82	25.25%
Contractual Services	11,300.00	1,414.91	5,085.09	4,800.00	42.48%
Other Services and E	22,500.00	4,253.06	1,935.54	16,311.40	72.50%
Materials and Suppli	16,100.00	5,607.84	2,311.59	8,180.57	50.81%
Property and Equipme	65,000.00	9,647.00	-	55,353.00	85.16%
Non-governmental Cha	500.00	367.63	-	132.37	26.47%
Total Building Department	1,528,900.00	720,300.15	152,007.88	656,591.97	42.95%
TOTAL GENERAL FUND	49,007,300.00	23,827,129.28	5,512,805.74	19,667,364.98	40.13%
SPECIAL REVENUE FUNDS					
STREET CONSTRUCTION/					
Professional Service	50,000.00	2,890.75	22,109.25	25,000.00	50.00%
Property and Equipme	450,000.00	13,730.37	-	436,269.63	96.95%
TOTAL STREET CONSTRUCTION/	500,000.00	16,621.12	22,109.25	461,269.63	92.25%
STATE HIGHWAY IMPROV					
Professional Service	10,000.00	-	-	10,000.00	100.00%
Property and Equipme	240,000.00	-	-	240,000.00	100.00%
TOTAL STATE HIGHWAY IMPROV	250,000.00	-	-	250,000.00	100.00%
MAYOR'S COURT IMPROV					
Professional Service	1,000.00	-	-	1,000.00	100.00%
Materials and Suppli	4,000.00	-	-	4,000.00	100.00%
Property and Equipme	45,000.00	8,595.60	240.00	36,164.40	80.37%
TOTAL MAYOR'S COURT IMPROV	50,000.00	8,595.60	240.00	41,164.40	82.33%
FEDERAL EQUITABLE SH					
Property and Equipme	150,000.00	-	-	150,000.00	100.00%
TOTAL FEDERAL EQUITABLE SH	150,000.00	-	-	150,000.00	100.00%
LAW ENFORCE TRUST FU					
Other Services and E	5,000.00	-	-	5,000.00	100.00%
Materials and Suppli	2,000.00	-	-	2,000.00	100.00%
Property and Equipme	93,000.00	-	-	93,000.00	100.00%
TOTAL LAW ENFORCE TRUST FU	100,000.00	-	-	100,000.00	100.00%

CITY OF BEACHWOOD
STATEMENT OF EXPENSES
CURRENT YEAR BUDGET DETAIL
FOR THE PERIOD ENDED JULY 31, 2020

4

	Current Budget	Current YTD Expense	Current Encumbrance	Current Unencumbered	% Remn
STREET LIGHTS BLOSSO					
Contractual Services	2,175.00	804.24	815.76	555.00	25.52%
Other Services and E	25.00	10.19	-	14.81	59.24%
TOTAL STREET LIGHTS BLOSSO	2,200.00	814.43	815.76	569.81	25.90%
STREET LIGHTS GEO. Z					
Contractual Services	23,780.00	9,286.74	9,293.26	5,200.00	21.87%
Other Services and E	220.00	59.80	-	160.20	72.82%
TOTAL STREET LIGHTS GEO. Z	24,000.00	9,346.54	9,293.26	5,360.20	22.33%
LOCAL CORONA VIRUS					
Other Services and Exp	-	24,555.00	446.36	(25,001.36)	N/A
Materials and Supplies	138,999.00	2,910.30	8,010.51	128,078.19	92.14%
TOTAL LOCAL CORONA VIRUS	138,999.00	27,465.30	8,456.87	103,076.83	74.16%
FEDERAL EMERGENCY					
Property and Equipme	-	-	-	-	0.00%
TOTAL FEDERAL EMERGENCY FU	-	-	-	-	0.00%
NOPEC GRANT FUND					
Professional Service	-	-	-	-	0.00%
Property and Equipme	141,244.00	-	135,315.99	5,928.01	4.20%
TOTAL NOPEC GRANT FUND	141,244.00	-	135,315.99	5,928.01	4.20%
ESID (ENERGY DISTRICT)					
Other Services and E	-	1,710.76	-	(1,710.76)	N/A
Non-governmental Charge	230,000.00	171,073.10	-	58,926.90	25.62%
TOTAL ESID FUND	230,000.00	172,783.86	-	57,216.14	24.88%
EATON TIF FUND					
Other Expenses	4,250,000.00	2,101,861.37	1,201,861.37	946,277.26	22.27%
Non-government Charges	-	-	-	-	0.00%
TOTAL EATON TIF FUND	4,250,000.00	2,101,861.37	1,201,861.37	946,277.26	22.27%
OMNOVA TIF FUND					
Other Expenses	270,000.00	133,401.11	133,401.11	3,197.78	1.18%
Non-government Charges	-	-	-	-	0.00%
TOTAL OMNOVA TIF FUND	270,000.00	133,401.11	133,401.11	3,197.78	1.18%
TOTAL SPECIAL REVENUE FUNDS	6,106,443.00	2,470,889.33	1,511,493.61	2,124,060.06	34.78%
GENERAL BOND RETIREM					
Other Services and E	6,000.00	2,858.68	-	3,141.32	52.36%
Other Expenses	5,144,000.00	309,495.00	4,814,495.00	20,010.00	0.39%
TOTAL GENERAL BOND RETIREM	5,150,000.00	312,353.68	4,814,495.00	23,151.32	0.45%
CAPITAL IMPROVEMENT					
Professional Service	575,000.00	43,017.50	139,372.50	392,610.00	68.28%
Contractual Services	450,000.00	-	-	450,000.00	100.00%
Other Services and Exp	-	110.31	-	(110.31)	N/A
Property and Equipme	7,940,000.00	538,844.45	780,423.67	6,620,731.88	83.38%
TOTAL CAPITAL IMPROVEMENT	8,965,000.00	581,972.26	919,796.17	7,463,231.57	83.25%
WORKERS' COMP SELF					
Professional Service	250,000.00	59,382.29	-	190,617.71	76.25%
TOTAL WORKERS' COMP SELF	250,000.00	59,382.29	-	190,617.71	76.25%

CITY OF BEACHWOOD
STATEMENT OF EXPENSES
CURRENT YEAR BUDGET DETAIL
FOR THE PERIOD ENDED JULY 31, 2020

	<u>Current Budget</u>	<u>Current YTD Expense</u>	<u>Current Encumbrance</u>	<u>Current Unencumbered</u>	<u>% Remn</u>
TRUST AND AGENCY FUNDS					
LEO WEISS TRUST FUND					
Non-Governmental Charges	1,258.00	1,239.83	-	18.17	1.44%
TOTAL LEO WEISS TRUST FUND	1,258.00	1,239.83	-	18.17	1.44%
COMMERCIAL PERMIT TA					
Non-governmental Cha	17,000.00	7,403.57	-	9,596.43	56.45%
TOTAL COMMERCIAL PERMIT TA	17,000.00	7,403.57	-	9,596.43	56.45%
DEPOSITS					
Professional Service	40,000.00	27,007.98	-	12,992.02	32.48%
Other Services and E	-	23.76	-	(23.76)	N/A
Non-governmental Cha	160,000.00	131,963.81	-	28,036.19	17.52%
TOTAL DEPOSITS	200,000.00	158,995.55	-	41,004.45	20.50%
POLICE PENSION FUND					
Employee Benefits	274,800.00	67,841.94	-	206,958.06	75.31%
Other Services and E	200.00	-	-	200.00	100.00%
TOTAL POLICE PENSION FUND	275,000.00	67,841.94	-	207,158.06	75.33%
ZONE INCOME TAXES					
Professional Service	180,000.00	111,962.97	-	68,037.03	37.80%
Non-governmental Cha	7,620,000.00	5,351,810.81	-	2,268,189.19	29.77%
TOTAL ZONE INCOME TAXES	7,800,000.00	5,463,773.78	-	2,336,226.22	29.95%
UNCLAIMED MONIES FUN					
Non-governmental Cha	15,000.00	-	-	15,000.00	100.00%
TOTAL UNCLAIMED MONIES FUN	15,000.00	-	-	15,000.00	100.00%
TOTAL TRUST AND AGENCY FUND	8,308,258.00	5,699,254.67	-	2,609,003.33	31.40%
TOTAL ALL FUNDS	77,787,001.00	32,950,981.51	12,758,590.52	32,077,428.97	41.24%

CITY OF BEACHWOOD
 CURRENT YEAR EXPENSES
 (Includes Transfer to Debt Service, but not to Capital Improvement Fund)
 AS OF JULY 31, 2020
 PROJECTED THROUGH YEAR END

	Expenses	3rd Quarter Projected	4th Quarter Projected Includes projected o/s encumbrances	Estimated Year End Total
GENERAL FUND				
Council				
Salaries and Wages	63,000.00	18,000.00	27,000.00	108,000.00
Employee Benefits	9,974.05	2,781.00	5,431.50	18,186.55
Professional Services	9,000.00	3,649.60	5,474.40	18,124.00
Contractual Services	0.00	0.00	0.00	0.00
Other Services and Expenses	9,175.00	5,235.60	7,853.40	22,264.00
Materials and Supplies	74.17	1,736.73	2,605.10	4,416.00
Property and Equipment	0.00	0.00	0.00	0.00
TOTAL Council	91,223.22	31,402.93	48,364.40	170,990.55
Mayor's Office				
Salaries and Wages	209,556.40	62,045.21	84,081.96	355,683.57
Employee Benefits	73,387.98	23,218.50	37,363.27	133,969.75
Professional Services	6,122.23	10,983.11	16,474.66	33,580.00
Contractual Services	507.07	7,157.17	10,735.76	18,400.00
Other Services and Expenses	55,554.78	22,195.69	33,293.53	111,044.00
Materials and Supplies	4,294.21	2,955.92	4,433.87	11,684.00
Property and Equipment	0.00	0.00	0.00	0.00
TOTAL Mayor's Office	349,422.67	128,555.60	186,383.05	664,361.32
Economic Development				
Salaries and Wages	33,739.29	0.00	0.00	33,739.29
Employee Benefits	18,986.42	0.00	0.00	18,986.42
Professional Services	4,930.00	10,000.00	5,000.00	19,930.00
Contractual Services	0.00	0.00	0.00	0.00
Other Services and Expenses	184,609.93	2,200.00	3,300.00	190,109.93
Materials and Supplies	197.11	200.00	200.00	597.11
Property and Equipment	0.00	0.00	0.00	0.00
TOTAL Economic Development	242,462.75	12,400.00	8,500.00	263,362.75
Human Resources				
Salaries and Wages	83,940.88	25,249.15	35,691.58	144,881.61
Employee Benefits	36,480.75	10,738.99	17,329.81	64,549.55
Professional Services	0.00	0.00	0.00	0.00
Contractual Services	9,626.80	6,269.28	9,403.92	25,300.00
Other Services and Expenses	882.21	2,775.12	4,162.67	7,820.00
Materials and Supplies	1,136.62	60.55	90.83	1,288.00
Property and Equipment	0.00	0.00	0.00	0.00
TOTAL Human Resources	132,067.26	45,093.09	66,678.81	243,839.16
Finance Department				
Salaries and Wages	599,311.46	190,339.89	230,543.25	1,020,194.60
Employee Benefits	241,159.88	70,007.51	107,277.62	418,445.01
Professional Services	446,039.51	162,904.20	244,356.29	853,300.00
Contractual Services	35,478.04	27,466.38	41,199.58	104,144.00
Other Services and Expenses	115,703.88	173,598.45	260,397.67	549,700.00
Materials and Supplies	8,801.41	6,636.24	9,954.35	25,392.00
Property and Equipment	110,604.62	50,000.00	84,000.00	244,604.62
Other Expenses	0.00	0.00	0.00	0.00
Non-governmental Charges	3,400,166.92	0.00	0.00	3,400,166.92
TOTAL Finance Department	4,957,265.72	680,952.67	977,728.76	6,615,947.15

CITY OF BEACHWOOD
CURRENT YEAR EXPENSES
(Includes Transfer to Debt Service, but not to Capital Improvement Fund)
AS OF JULY 31, 2020
PROJECTED THROUGH YEAR END

	Expenses	3rd Quarter Projected	4th Quarter Projected Includes projected o/s encumbrances	Estimated Year End Total
Law Department				
Salaries and Wages	191,278.80	60,456.20	73,468.44	325,203.44
Employee Benefits	76,754.11	21,600.48	33,169.40	131,523.99
Professional Services	27,235.76	34,737.70	52,106.54	114,080.00
Contractual Services	226.47	1,381.41	2,072.12	3,680.00
Other Services and Expenses	6,467.29	8,342.68	12,514.03	27,324.00
Materials and Supplies	3,382.65	2,878.94	4,318.41	10,580.00
Property and Equipment	3,900.00	0.00		3,900.00
TOTAL Law Department	309,245.08	129,397.41	177,648.94	616,291.43
Police Department				
Salaries and Wages	4,012,609.64	1,193,984.45	1,568,391.70	6,774,985.79
Employee Benefits	1,672,928.72	484,768.86	955,058.23	3,112,755.81
Professional Services	26,702.76	21,518.90	32,278.34	80,500.00
Contractual Services	180,861.43	88,471.43	132,707.14	402,040.00
Other Services and Expenses	27,264.54	21,735.78	32,603.68	81,604.00
Materials and Supplies	44,916.02	38,484.79	57,727.19	141,128.00
Property and Equipment	43,634.76	205,000.00	200,000.00	448,634.76
TOTAL Police Department	6,008,917.87	2,053,964.21	2,978,766.28	11,041,648.36
Fire Department				
Salaries and Wages	2,930,378.08	959,334.92	1,209,578.03	5,099,291.03
Employee Benefits	1,463,768.69	435,981.44	661,003.81	2,560,753.94
Professional Services	0.00	0.00	0.00	0.00
Contractual Services	115,356.34	30,000.00	45,000.00	190,356.34
Other Services and Expenses	20,089.34	28,028.26	42,042.40	90,160.00
Materials and Supplies	49,851.56	31,064.18	46,596.26	127,512.00
Property and Equipment	52,914.19	35,000.00	50,000.00	137,914.19
TOTAL Fire Department	4,632,358.20	1,519,408.80	2,054,220.50	8,205,987.50
Service Administration				
Salaries and Wages	2,587,952.35	789,252.70	1,004,177.16	4,381,382.21
Employee Benefits	1,162,821.02	316,655.94	535,872.02	2,015,348.98
Professional Services	19,348.75	25,380.50	38,070.75	82,800.00
Contractual Services	646,130.92	257,851.63	386,777.45	1,290,760.00
Other Services and Expenses	16,981.10	4,394.76	6,592.14	27,968.00
Materials and Supplies	830,590.29	334,175.08	501,262.63	1,666,028.00
Property and Equipment	108,499.96	10,000.00	565,000.00	683,499.96
TOTAL Service Administration	5,372,324.39	1,737,710.61	3,037,752.15	10,147,787.15
Human Services				
Salaries and Wages	134,246.82	38,362.23	47,144.88	219,753.93
Employee Benefits	61,475.82	17,644.96	27,084.55	106,205.33
Professional Services	0.00	0.00	0.00	0.00
Contractual Services	7,268.00	10,000.00	14,000.00	31,268.00
Other Services and Expenses	5,142.33	4,000.00	4,400.00	13,542.33
Materials and Supplies	4,133.17	15,863.53	23,795.30	43,792.00
Property and Equipment	0.00	0.00	0.00	0.00
TOTAL Human Services	212,266.14	85,870.72	116,424.73	414,561.59

CITY OF BEACHWOOD
CURRENT YEAR EXPENSES
(Includes Transfer to Debt Service, but not to Capital Improvement Fund)
AS OF JULY 31, 2020
PROJECTED THROUGH YEAR END

	Expenses	3rd Quarter Projected	4th Quarter Projected Includes projected o/s encumbrances	Estimated Year End Total
Recreation Administration				
Recreation Administration				
Salaries and Wages	362,478.14	111,707.97	135,275.52	609,461.63
Employee Benefits	150,064.50	40,362.88	62,311.93	252,739.31
Professional Services	8,788.68	5,684.53	8,526.79	23,000.00
Contractual Services	144,455.50	118,489.80	177,734.70	440,680.00
Other Services and Expenses	5,430.56	7,874.18	11,811.26	25,116.00
Materials and Supplies	15,290.43	12,615.03	18,922.54	46,828.00
Property and Equipment	3,545.35	0.00	0.00	3,545.35
TOTAL Recreation Administration	690,053.16	296,734.39	414,582.74	1,401,370.29
Recreation Camps				
Recreation Camps				
Salaries and Wages	3,202.91	0.00	0.00	3,202.91
Employee Benefits	1,005.19	3,750.00	5,625.00	10,380.19
Professional Services	0.00	0.00	0.00	0.00
Contractual Services	1,211.69	1,000.00	0.00	2,211.69
Other Services and Expenses	2,541.99	0.00	1,800.00	4,341.99
Materials and Supplies	6,784.04	0.00	300.00	7,084.04
Property and Equipment	0.00	0.00	0.00	0.00
TOTAL Recreation Camps	14,745.82	4,750.00	7,725.00	27,220.82
Recreation Other Programs				
Recreation Other Programs				
Salaries and Wages	12,786.35	2,900.00	15,300.00	30,986.35
Employee Benefits	1,718.03	448.05	3,273.85	5,439.93
Professional Services	0.00	0.00	0.00	0.00
Contractual Services	23,722.50	3,000.00	23,000.00	49,722.50
Other Services and Expenses	1,011.00	0.00	4,000.00	5,011.00
Materials and Supplies	1,169.60	0.00	8,200.00	9,369.60
Property and Equipment	0.00	0.00	0.00	0.00
TOTAL Recreation Other Programs	40,407.48	6,348.05	53,773.85	100,529.38
Swimming Pools/Parks				
Swimming Pools/Parks				
Salaries and Wages	4,269.39	0.00	0.00	4,269.39
Employee Benefits	659.63	0.00	0.00	659.63
Professional Services	0.00	0.00	0.00	0.00
Contractual Services	17,873.96	10,000.00	30,200.00	58,073.96
Other Services and Expenses	1,799.45	0.00	600.00	2,399.45
Materials and Supplies	12,822.14	0.00	0.00	12,822.14
Property and Equipment	16,644.80	0.00	0.00	16,644.80
TOTAL Swimming Pools/Parks	54,069.37	10,000.00	30,800.00	94,869.37
Building Department				
Building Department				
Salaries and Wages	488,941.23	145,312.09	193,289.40	827,542.72
Employee Benefits	175,300.30	48,250.72	87,622.33	311,173.35
Professional Services	34,768.18	25,468.73	38,203.09	98,440.00
Contractual Services	1,414.91	3,592.44	5,388.65	10,396.00
Other Services and Expenses	4,620.69	6,615.72	9,923.59	21,160.00
Materials and Supplies	5,607.84	3,681.66	5,522.50	14,812.00
Property and Equipment	9,647.00	0.00	42,000.00	51,647.00
TOTAL Building Department	720,300.15	232,921.36	381,949.56	1,335,171.07
TOTAL GENERAL FUND	23,827,129.28	6,975,509.84	10,541,298.77	41,343,937.89

CITY OF BEACHWOOD
STATEMENT OF EXPENSES
PRIOR AND CURRENT YEAR EXPENSES
FOR THE PERIOD ENDED JULY 31, 2020

	<u>Combined Year-to-Date Expenses</u>
GENERAL FUND	
Council	
Salaries and Wages	63,000.00
Employee Benefits	11,234.05
Professional Services	10,475.00
Contractual Services	150.00
Other Services and Expenses	9,175.00
Materials and Supplies	128.17
Property and Equipment	-
TOTAL Council	<u>94,162.22</u>
Mayor's Office	
Salaries and Wages	209,556.40
Employee Benefits	83,781.16
Professional Services	7,282.23
Contractual Services	11,682.41
Other Services and Expenses	59,154.78
Materials and Supplies	4,700.67
Property and Equipment	-
TOTAL Mayor's Office	<u>376,157.65</u>
Economic Development	
Salaries and Wages	33,739.29
Employee Benefits	22,094.60
Professional Services	4,930.00
Contractual Services	-
Other Services and Expenses	186,811.43
Materials and Supplies	980.11
Property and Equipment	-
TOTAL Economic Development	<u>248,555.43</u>
Human Resources	
Salaries and Wages	83,940.88
Employee Benefits	40,562.87
Contractual Services	9,626.80
Other Services and Expenses	882.21
Materials and Supplies	1,136.62
TOTAL Human Resources	<u>136,149.38</u>
Finance Department	
Salaries and Wages	599,311.46
Employee Benefits	268,755.14
Professional Services	452,800.47
Contractual Services	36,803.25
Other Services and Expenses	118,120.81
Materials and Supplies	9,877.37
Property and Equipment	172,441.17
Non-governmental Charges	3,400,166.92
TOTAL Finance Department	<u>5,058,276.59</u>

CITY OF BEACHWOOD
STATEMENT OF EXPENSES
PRIOR AND CURRENT YEAR EXPENSES
FOR THE PERIOD ENDED JULY 31, 2020

	<u>Combined Year-to-Date Expenses</u>
Law Department	
Salaries and Wages	191,278.80
Employee Benefits	85,053.22
Professional Services	83,010.76
Contractual Services	268.11
Other Services and Expenses	16,058.95
Materials and Supplies	3,733.65
Property and Equipment	3,900.00
TOTAL Law Department	<u>383,303.49</u>
Police Department	
Salaries and Wages	4,012,609.64
Employee Benefits	1,872,650.94
Professional Services	31,190.76
Contractual Services	247,032.50
Other Services and Expenses	28,542.61
Materials and Supplies	49,550.72
Property and Equipment	45,684.76
TOTAL Police Department	<u>6,287,261.93</u>
Fire Department	
Salaries and Wages	2,930,378.08
Employee Benefits	1,638,639.07
Professional Services	-
Contractual Services	123,556.99
Other Services and Expenses	27,978.84
Materials and Supplies	60,329.29
Property and Equipment	64,650.73
TOTAL Fire Department	<u>4,845,533.00</u>
Service Administration	
Salaries and Wages	2,587,952.35
Employee Benefits	1,299,794.88
Professional Services	36,010.50
Contractual Services	718,296.52
Other Services and Expenses	17,025.85
Materials and Supplies	850,065.69
Property and Equipment	152,242.47
TOTAL Service Administration	<u>5,661,388.26</u>
Human Services	
Salaries and Wages	134,246.82
Employee Benefits	68,747.20
Contractual Services	10,281.00
Other Services and Expenses	8,969.33
Materials and Supplies	6,284.80
Property and Equipment	-
TOTAL Human Services	<u>228,529.15</u>

CITY OF BEACHWOOD
STATEMENT OF EXPENSES
PRIOR AND CURRENT YEAR EXPENSES
FOR THE PERIOD ENDED JULY 31, 2020

	<u>Combined Year-to-Date Expenses</u>
Recreation Administration	
Salaries and Wages	362,478.14
Employee Benefits	164,397.90
Professional Services	8,788.68
Contractual Services	145,553.06
Other Services and Expenses	5,856.61
Materials and Supplies	20,951.90
Property and Equipment	3,545.35
TOTAL Recreation Administration	<u>711,571.64</u>
Recreation Camps	
Salaries and Wages	3,202.91
Employee Benefits	1,005.19
Professional Services	-
Contractual Services	1,211.69
Other Services and Expenses	2,541.99
Materials and Supplies	6,784.04
TOTAL Recreation Camps	<u>14,745.82</u>
Recreation Sport Programs	
Salaries and Wages	-
Employee Benefits	-
Contractual Services	4,863.00
Other Services and Expenses	-
Materials and Supplies	223.25
TOTAL Recreation Sport Programs	<u>5,086.25</u>
Recreation Other Programs	
Salaries and Wages	12,786.35
Employee Benefits	2,141.00
Contractual Services	32,566.00
Other Services and Expenses	1,011.00
Materials and Supplies	1,169.60
TOTAL Recreation Other Programs	<u>49,673.95</u>
Swimming Pools/Parks	
Salaries and Wages	4,269.39
Employee Benefits	1,141.43
Contractual Services	20,282.46
Other Services and Expenses	1,799.45
Materials and Supplies	13,500.56
Property and Equipment	45,608.85
TOTAL Swimming Pools/Parks	<u>86,602.14</u>

CITY OF BEACHWOOD
STATEMENT OF EXPENSES
PRIOR AND CURRENT YEAR EXPENSES
FOR THE PERIOD ENDED JULY 31, 2020

	<u>Combined Year-to-Date Expenses</u>
Building Department	
Salaries and Wages	488,941.23
Employee Benefits	199,249.60
Professional Services	37,007.68
Contractual Services	1,414.91
Other Services and Expenses	4,897.65
Materials and Supplies	6,855.02
Property and Equipment	9,647.00
Non-governmental Charges	367.63
TOTAL Building Department	<u>748,380.72</u>
TOTAL GENERAL FUND	<u>24,935,377.62</u>
SPECIAL REVENUE FUNDS	
STREET CONSTRUCTION/MAINTENANC	
Professional Services	44,898.25
Property and Equipment	83,822.13
TOTAL STREET CONSTRUCTION/MAINTENANC	<u>128,720.38</u>
STATE HIGHWAY IMPROVEMENT FUND	
Professional Services	-
Property and Equipment	-
TOTAL STATE HIGHWAY IMPROVEMENT FUND	<u>-</u>
MAYOR'S COURT IMPROVEMENT FUND	
Professional Services	-
Materials and Supplies	-
Property and Equipment	8,595.60
TOTAL MAYOR'S COURT IMPROVEMENT FUND	<u>8,595.60</u>
FEDERAL EQUITABLE SHARING FUND	
Property and Equipment	-
TOTAL FEDERAL EQUITABLE SHARING FUND	<u>-</u>
LAW ENFORCE TRUST FUND	
Other Services and Expenses	-
Materials and Supplies	-
Property and Equipment	-
TOTAL LAW ENFORCE TRUST FUND	<u>-</u>
STREET LIGHTS BLOSSOM DRIVE	
Contractual Services	938.28
Other Services and Expenses	10.19
TOTAL STREET LIGHTS BLOSSOM DRIVE	<u>948.47</u>
STREET LIGHTS GEO. ZEIGER DR.	
Contractual Services	10,834.53
Other Services and Expenses	59.80
TOTAL STREET LIGHTS GEO. ZEIGER DR.	<u>10,894.33</u>

CITY OF BEACHWOOD
STATEMENT OF EXPENSES
PRIOR AND CURRENT YEAR EXPENSES
FOR THE PERIOD ENDED JULY 31, 2020

	Combined Year-to-Date Expenses
LOCAL CORONA VIRUS RELIEF	
Other Services and Expenses	24,555.00
Materials and Supplies	2,910.30
TOTAL LOCAL CORONA VIRUS RELIEF	27,465.30
FEDERAL EMERGENCY (FEMA)	
Property and Equipment	-
TOTAL FEDERAL EMERGENCY (FEMA)	-
NOPEC GRANT FUND	
Property and Equipment	-
Non-government Charges	-
TOTAL NOPEC GRANT FUND	-
ESID (ENERGY DISTRICT)	
Other Services and Expenses	1,710.76
Non-government Charges	171,073.10
TOTAL ESID (ENERGY DISTRICT)	172,783.86
EATON TIF FUND	
Other Expenses	2,101,861.37
Non-governmental Charges	-
TOTAL EATON TIF FUND	2,101,861.37
OMNOVA TIF FUND	
Other Expenses	133,401.11
Non-governmental Charges	-
TOTAL OMNOVA TIF FUND	133,401.11
TOTAL SPECIAL REVENUE FUNDS	2,584,670.42
GENERAL BOND RETIREMENT FUND	
Other Services and Expenses	2,858.68
Other Expenses	309,495.00
TOTAL GENERAL BOND RETIREMENT FUND	312,353.68
CAPITAL IMPROVEMENT FUND	
Professional Services	54,201.81
Contractual Services	-
Other Services and Expenses	110.31
Property and Equipment	926,811.56
TOTAL CAPITAL IMPROVEMENT FUND	981,123.68

CITY OF BEACHWOOD
STATEMENT OF EXPENSES
PRIOR AND CURRENT YEAR EXPENSES
FOR THE PERIOD ENDED JULY 31, 2020

	Combined Year-to-Date Expenses
WORKERS' COMP SELF INSURANCE	
Professional Services	59,382.29
TOTAL WORKERS' COMP SELF INSURANCE	<u>59,382.29</u>
TRUST AND AGENCY FUNDS	
LEO WEISS TRUST FUND	
Non-governmental Charges	1,239.83
TOTAL LEO WEISS TRUST FUND	<u>1,239.83</u>
COMMERCIAL PERMIT TAX FUND	
Non-governmental Charges	7,403.57
TOTAL COMMERCIAL PERMIT TAX FUND	<u>7,403.57</u>
DEPOSITS	
Professional Services	27,007.98
Other Services and Expenses	23.76
Non-governmental Charges	131,963.81
TOTAL DEPOSITS	<u>158,995.55</u>
POLICE PENSION FUND	
Employee Benefits	67,841.94
Other Services and Expenses	-
TOTAL POLICE PENSION FUND	<u>67,841.94</u>
ZONE INCOME TAXES	
Professional Services	111,962.97
Non-governmental Charges	5,351,810.81
TOTAL ZONE INCOME TAXES	<u>5,463,773.78</u>
UNCLAIMED MONIES FUND	
Non-governmental Charges	-
TOTAL UNCLAIMED MONIES FUND	<u>-</u>
TOTAL TRUST AND AGENCY FUNDS	<u>5,699,254.67</u>
TOTAL ALL FUNDS	<u><u>34,572,162.36</u></u>

**CITY OF BEACHWOOD
GENERAL FUND YEAR TO DATE BUDGET -V- ACTUAL 2020
AS OF July 31, 2020**

	YTD Actual Revenue	Projected August	Projected September	Projected October	Projected November	Projected December	Projection	Amended Budget	Original Budget	Variance Amended Budget
General Fund										
Local Taxes										
Property Taxes	1,562,641.58	785,200.00	0.00	0.00	0.00	0.00	2,347,841.58	3,065,200.00	3,065,200.00	(717,358.42)
Municipal Income Tax	19,444,574.52	2,510,000.00	2,600,000.00	2,900,000.00	2,760,000.00	2,400,000.00	32,614,574.52	32,000,000.00	34,410,000.00	614,574.52
Other Local Taxes	508,229.92	40,000.00	40,000.00	40,000.00	40,000.00	40,000.00	708,229.92	700,000.00	1,515,000.00	8,229.92
Intergovernmental Revenues										
Local Government Fund	86,670.30	10,000.00	10,000.00	10,000.00	10,000.00	10,000.00	136,670.30	110,000.00	119,500.00	26,670.30
Estate/Inheritance Tax	0.00	0.00	0.00	0.00	0.00	0.00	0.00	0.00	0.00	0.00
Other Intergovernmental Revenue	4,267.20	500.00	900.00	18,800.00	0.00	200.00	24,667.20	26,200.00	28,200.00	(1,532.80)
Rollbacks/Homestead	99,165.07	0.00	93,350.00	0.00	0.00	0.00	192,515.07	186,700.00	186,700.00	5,815.07
Miscellaneous	1,833.90	1,000.00	0.00	3,000.00	3,000.00	0.00	8,833.90	7,500.00	7,500.00	1,333.90
Charges For Services										
General Government	1,098,817.69	165,000.00	160,000.00	175,000.00	180,000.00	170,000.00	1,948,817.69	1,991,500.00	2,012,000.00	(42,682.31)
Recreation Programs	17,646.11	5,000.00	4,000.00	16,000.00	15,000.00	40,000.00	97,646.11	115,000.00	1,180,000.00	(17,353.89)
Miscellaneous	2,250.00	900.00	1,840.00	775.00	285.00	300.00	6,350.00	9,400.00	9,400.00	(3,050.00)
Fines, Permits, and Licenses										
Fines and Forfeitures	103,630.20	25,000.00	22,000.00	23,750.00	23,500.00	20,000.00	217,880.20	245,000.00	250,250.00	(27,119.80)
Permits and Licenses	484,212.03	140,000.00	70,000.00	80,000.00	70,000.00	70,000.00	914,212.03	1,000,000.00	1,100,000.00	(85,787.97)
Miscellaneous Revenue										
Miscellaneous Revenue	507,241.03	75,000.00	85,000.00	84,000.00	66,000.00	65,000.00	882,241.03	900,000.00	934,000.00	(17,758.97)
Sale of Assets										
Sale of Assets	37,127.33	8,470.00	8,470.00	8,470.00	8,470.00	8,470.00	79,477.33	49,250.00	49,250.00	30,227.33
Non-Revenue Receipts										
Reimbursements	376,557.40	99,000.00	99,000.00	95,000.00	90,000.00	85,000.00	844,557.40	950,000.00	1,082,000.00	(105,442.60)
Refunds	7,237.77	1,250.00	1,500.00	1,250.00	1,500.00	1,250.00	13,987.77	16,000.00	16,000.00	(2,012.23)
Other Non-Revenue Receipts	0.00	0.00	0.00	0.00	0.00	0.00	0.00	0.00	0.00	0.00
Total General Fund	24,342,102.05	3,866,320.00	3,196,060.00	3,456,045.00	3,267,755.00	2,910,220.00	41,038,502.05	41,371,750.00	45,965,000.00	(333,247.95)

Note: Above figures are net of advances and transfers.

CITY OF BEACHWOOD
REVENUE REPORT
FOR THE MONTH ENDING JULY 31, 2020

	ESTIMATED REVENUE	M-T-D REVENUE	Y-T-D REVENUE	PERCENT COLLECTED
GENERAL FUND				
REAL PROPERTY TAXES	3,065,200.00	21,000.00	1,562,641.58	50.98%
WITHHOLDING COLLECTION	25,630,000.00	1,898,944.88	16,742,613.12	65.32%
WITHHOLDING REFUNDS	(1,650,000.00)	(11,299.02)	(847,864.02)	51.39%
WITHHOLDING DEFERRED R	(200,000.00)	(14,835.37)	(117,659.62)	58.83%
WITHHOLDING RETAINER R	520,000.00	-	561,489.92	107.98%
NET PROFIT COLLECTIONS	5,000,000.00	293,333.43	2,128,905.72	42.58%
NET PROFIT REFUNDS	(190,000.00)	(39,445.24)	(148,472.17)	78.14%
NET PROFIT DEFERRED RE	(40,000.00)	(2,197.83)	(16,406.55)	41.02%
NET PROFIT RETAINER R	70,000.00	-	85,128.96	121.61%
INDIVIDUAL COLLECTIONS	3,000,000.00	150,244.94	1,090,072.15	36.34%
INDIVIDUAL REFUNDS	(165,000.00)	(14,787.83)	(72,426.15)	43.89%
INDIVIDUAL DEFERRED RE	(20,000.00)	(1,282.07)	(9,451.96)	47.26%
INDIVIDUAL RETAINER RE	45,000.00	-	48,645.12	108.10%
ADMISSIONS TAX	400,000.00	25,427.58	141,008.31	35.25%
LODGINGS TAX	180,000.00	32,837.65	287,556.36	159.75%
FRANCHISE TAX	120,000.00	11,062.81	79,665.25	66.39%
Local Taxes	35,765,200.00	2,349,003.93	21,515,446.02	60.16%
LOCAL GOVERNMENT SALES	110,000.00	10,882.93	62,525.16	56.84%
LOCAL GOVERNMENT STATE	30,000.00	4,623.52	24,145.14	80.48%
ESTATE/INHERITANCE TAX	-	-	-	N/A
LIQUOR PERMIT FEES	27,100.00	-	4,267.20	15.75%
CIGARETTE TAX	200.00	-	-	0.00%
HOMESTEAD	20,000.00	-	11,506.42	57.53%
2.5% REAL ESTATE ROLLB	45,000.00	-	15,587.52	34.64%
10% REIMBURSEMENT	87,000.00	-	72,071.13	82.84%
CONFISCATIONS/FORFEITU	-	-	(1,166.10)	N/A
OTHER FEDERAL GRANTS	6,100.00	-	-	0.00%
OTHER STATE / COUNTY G	5,000.00	-	3,000.00	60.00%
Intergovernmental Revenues	330,400.00	15,506.45	191,936.47	58.09%
FINANCE DEPARTMENT	1,500.00	-	1,006.78	67.12%
BUILDING DEPARTMENT	-	-	-	N/A
FIRE DEPARTMENT	6,000.00	900.00	5,540.00	92.33%
LAW DEPARTMENT	1,000.00	-	1,855.00	185.50%
SERVICE DEPARTMENT	5,000.00	200.00	1,000.00	20.00%
POLICE DEPARTMENT	750,000.00	29,080.00	360,558.57	48.07%
EMS CHARGES	1,052,500.00	67,177.77	620,372.56	58.94%
AIR RIGHTS EASEMENTS	2,500.00	-	2,500.00	100.00%
GENERAL RENTS	173,000.00	21,187.08	105,984.78	61.26%
OUTDOOR POOL	-	-	1,790.00	N/A
REFUNDS	(1,000.00)	-	(1,790.00)	179.00%
CHILD CARE	-	-	21,823.00	N/A
CAMPS	10,000.00	1,525.00	482,003.83	4820.04%
SPORTS PROGRAMS	20,000.00	460.00	13,490.00	67.45%
SENIOR TRIPS	30,000.00	800.00	18,640.00	62.13%
REFUNDS	(24,000.00)	(1,231.00)	(541,705.33)	2257.11%
TICKET SALES	-	-	-	N/A
CONCESSION SALES	900.00	-	-	0.00%
SPONSORS	5,000.00	-	2,000.00	40.00%
COMMUNITY SERVICE ROOM	5,500.00	-	1,065.00	19.36%
OTHER RECREATION	74,600.00	1,505.00	27,710.36	37.15%
REFUNDS	(6,000.00)	(515.00)	(7,380.75)	123.01%
TRASH CAN SALES	6,000.00	320.00	1,560.00	26.00%
LOCK BOX	3,400.00	120.00	690.00	20.29%
Charges for Services	2,115,900.00	121,528.85	1,118,713.80	52.87%

CITY OF BEACHWOOD
REVENUE REPORT
FOR THE MONTH ENDING JULY 31, 2020

	ESTIMATED REVENUE	M-T-D REVENUE	Y-T-D REVENUE	PERCENT COLLECTED
SHAKER COURT FINES	81,000.00	6,603.00	38,533.20	47.57%
PARKING FINES	5,000.00	720.00	5,105.00	102.10%
MAYOR'S COURT FINES	140,000.00	5,531.00	53,197.00	38.00%
COURT COSTS	15,000.00	553.00	6,207.00	41.38%
BOND RETENTION & FORFE	-	78.00	78.00	N/A
OTHER FINES & FORFEITU	4,000.00	35.00	510.00	12.75%
OCCUPANCY	8,100.00	350.00	3,600.00	44.44%
SIGN	6,000.00	300.00	5,344.97	89.08%
MASONRY	10,000.00	2,149.00	4,369.00	43.69%
BUILDING	531,700.00	23,879.99	235,387.56	44.27%
HVAC	80,000.00	5,867.00	21,625.00	27.03%
PLUMBING	75,000.00	4,934.00	22,123.00	29.50%
ELECTRIC	75,000.00	2,815.50	20,787.50	27.72%
FENCE	2,000.00	220.00	1,390.00	69.50%
MISCELLANEOUS	15,000.00	3,435.00	7,160.00	47.73%
HVAC	4,000.00	300.00	5,775.00	144.38%
PLUMBING	5,200.00	450.00	7,050.00	135.58%
POOL	1,000.00	-	-	0.00%
GENERAL CONTRACTOR	41,000.00	3,600.00	41,875.00	102.13%
MASONRY	2,000.00	225.00	1,200.00	60.00%
ELECTRIC	6,000.00	375.00	7,575.00	126.25%
RENTAL OCCUPANCY	65,000.00	15,000.00	33,500.00	51.54%
ARCHITECTURAL REVIEW B	5,000.00	1,065.00	2,910.00	58.20%
BOARD OF ZONING APPEAL	11,000.00	1,535.00	13,170.00	119.73%
PLAN REVIEW FEE	34,000.00	1,150.00	27,750.00	81.62%
SMALL CELL FEE	2,000.00	-	750.00	37.50%
STREET OPENING FEE	15,000.00	4,500.00	17,000.00	113.33%
ENGINEERING FEE	5,000.00	-	3,500.00	70.00%
CONVENIENCE FEE	-	-	-	N/A
GOVERNMENT FEE	2,000.00	-	1,200.00	60.00%
STREET OPENING PERMITS	2,000.00	-	-	0.00%
PERMITS AND LICENSES R	(3,000.00)	(575.00)	(830.00)	27.67%
Fines, Permits, & Licenses	1,245,000.00	85,095.49	587,842.23	47.22%
INTEREST INCOME RECEIV	853,000.00	24,625.11	504,211.73	59.11%
ACCRUED INTEREST PAID	(5,000.00)	366.70	(46,234.38)	924.69%
CONSTRUCTION ASSESSMEN	1,000.00	-	582.36	58.24%
NATURAL GAS ROYALTIES	1,000.00	-	421.33	42.13%
OTHER MISCELLANEOUS RE	50,000.00	32.53	48,259.99	96.52%
Miscellaneous Revenue	900,000.00	25,024.34	507,241.03	56.36%
SALE OF GENERAL FIXED	-	-	-	N/A
SALE OF OTHER ASSETS	49,250.00	17,293.35	37,127.33	75.39%
INSURANCE PROCEEDS (TO	-	-	-	N/A
Sale of Assets	49,250.00	17,293.35	37,127.33	75.39%
Notes and Bonds	-	-	-	0.00%
RECEIVED FROM OTHERS	3,000.00	-	1,934.52	64.48%
INSURANCE SETTLEMENTS	50,000.00	-	3,459.25	6.92%
HEALTH CARE REIMBURSEMENTS	797,000.00	48,744.78	349,429.95	43.84%
OTHER REIMBURSEMENTS	100,000.00	1,045.59	21,733.68	21.73%
REFUNDS	16,000.00	351.00	7,237.77	45.24%
TRANSFERS - IN	-	-	1,239.83	N/A
Non-Revenue Receipts	966,000.00	50,141.37	385,035.00	39.86%
TOTAL GENERAL FUND	41,371,750.00	2,663,593.78	24,343,341.88	58.84%

CITY OF BEACHWOOD
REVENUE REPORT
FOR THE MONTH ENDING JULY 31, 2020

	<u>ESTIMATED REVENUE</u>	<u>M-T-D REVENUE</u>	<u>Y-T-D REVENUE</u>	<u>PERCENT COLLECTED</u>
SPECIAL REVENUE FUNDS				
STREET CONSTRUCTION/MAINTENANC				
GASOLINE EXCISE TAX	390,000.00	42,618.13	311,002.53	79.74%
AUTO REGISTRATION	120,000.00	6,570.98	37,800.83	31.50%
PERMISSIVE TAX	15,000.00	2,617.89	13,482.61	89.88%
Intergovernmental Revenues	525,000.00	51,807.00	362,285.97	69.01%
INTEREST INCOME RECEIV	25,000.00	634.71	10,689.43	42.76%
Miscellaneous Revenue	25,000.00	634.71	10,689.43	42.76%
OTHER REIMBURSEMENTS	-	-	-	N/A
Reimbursements	-	-	-	N/A
TOTAL STREET CONSTRUCTION/MAINTENANC	550,000.00	52,441.71	372,975.40	67.81%
STATE HIGHWAY IMPROVEMENT FUND				
GASOLINE EXCISE TAX	28,000.00	3,455.52	25,216.42	90.06%
AUTO REGISTRATION	10,000.00	532.78	3,064.92	30.65%
PERMISSIVE TAX	1,000.00	212.26	1,093.19	109.32%
Intergovernmental Revenues	39,000.00	4,200.56	29,374.53	75.32%
INTEREST INCOME RECEIV	1,000.00	186.11	3,366.84	336.68%
Miscellaneous Revenue	1,000.00	186.11	3,366.84	336.68%
TOTAL STATE HIGHWAY IMPROVEMENT FUND	40,000.00	4,386.67	32,741.37	81.85%
MAYOR'S COURT IMPROVEMENT FUND				
MAYOR'S COURT COMPUTER	6,000.00	260.00	3,270.00	54.50%
Fines, Permits, & Licenses	6,000.00	260.00	3,270.00	54.50%
TOTAL MAYOR'S COURT IMPROVEMENT FUND	6,000.00	260.00	3,270.00	54.50%
FEDERAL EQUITABLE SHARING FUND				
CONFISCATIONS/FORFEITU	8,000.00	-	1,166.10	14.58%
Intergovernmental Revenues	8,000.00	-	1,166.10	14.58%
INTEREST INCOME RECEIV	2,000.00	115.96	2,165.94	108.30%
Miscellaneous Revenue	2,000.00	115.96	2,165.94	108.30%
TOTAL FEDERAL EQUITABLE SHARING FUND	10,000.00	115.96	3,332.04	33.32%
LAW ENFORCE TRUST FUND				
CONFISCATIONS/FORFEITU	9,000.00	711.11	711.11	7.90%
OTHER GRANTS STATE OF	-	-	-	N/A
Intergovernmental Revenues	9,000.00	711.11	711.11	7.90%
OTHER FINES & FORFEITU	6,000.00	-	965.28	16.09%
Fines and Forfeitures	6,000.00	-	965.28	16.09%
TOTAL LAW ENFORCE TRUST FUND	15,000.00	711.11	1,676.39	11.18%
STREET LIGHTS BLOSSOM DRIVE				
STREET LIGHTING ASSESS	1,600.00	-	1,029.56	64.35%
Miscellaneous Revenue	1,600.00	-	1,029.56	64.35%
TOTAL STREET LIGHTS BLOSSOM DRIVE	1,600.00	-	1,029.56	64.35%

CITY OF BEACHWOOD
REVENUE REPORT
FOR THE MONTH ENDING JULY 31, 2020

	ESTIMATED REVENUE	M-T-D REVENUE	Y-T-D REVENUE	PERCENT COLLECTED
STREET LIGHTS GEO. ZEIGER DR.				
STREET LIGHTING ASSESS	16,000.00	-	6,039.26	37.75%
Miscellaneous Revenue	16,000.00	-	6,039.26	37.75%
TOTAL STREET LIGHTS GEO. ZEIGER DR.	16,000.00	-	6,039.26	37.75%
LOCAL CORONA VIRUS RELIEF FUND				
OTHER GRANTS STATE OR COUNTY	138,999.00		138,998.98	100.00%
Intergovernmental Revenue	138,999.00	-	138,998.98	100.00%
TOTAL LOCAL CORONA VIRUS RELIEF FUND	138,999.00	-	138,998.98	100.00%
FEDERAL EMERGENCY (FEMA)				
OTHER FEDERAL GRANTS	-	-	-	N/A
Local Government Fund	-	-	-	N/A
TOTAL FEDERAL EMERGENCY (FEMA)	-	-	-	N/A
NOPEC GRANT FUND				
OTHER GRANTS STATE OR	141,244.00	-	-	0.00%
Local Government Fund	141,244.00	-	-	0.00%
ADVANCES-IN	-	-	-	N/A
Reimbursements	-	-	-	N/A
TOTAL NOPEC GRANT FUND	141,244.00	-	-	0.00%
ESID (ENERGY IMPROVEMENT GRANT)				
CONSTRUCTION ASSESSMENT	230,000.00	-	172,783.86	75.12%
Miscellaneous Revenue	230,000.00	-	172,783.86	75.12%
ADVANCES-IN	-	-	-	N/A
Reimbursements	-	-	-	N/A
TOTAL ESID (ENERGY IMPROVEMENT GRANT)	230,000.00	-	172,783.86	75.12%
EATON TIF FUND				
PAYMENT IN LIEU OF PRO	4,400,000.00	-	2,101,861.89	47.77%
Property Taxes	4,400,000.00	-	2,101,861.89	47.77%
TRUST RECEIPTS	-	-	-	N/A
Non-Revenue Receipts	-	-	-	N/A
TOTAL EATON TIF FUND	4,400,000.00	-	2,101,861.89	47.77%
OMNOVA TIF FUND				
PAYMENT IN LIEU OF PRO	270,000.00	-	133,401.11	49.41%
Property Taxes	270,000.00	-	133,401.11	49.41%
TRUST RECEIPTS	-	-	-	N/A
Non-Revenue Receipts	-	-	-	N/A
TOTAL OMNOVA TIF FUND	270,000.00	-	133,401.11	49.41%
TOTAL SPECIAL REVENUE FUNDS	5,818,843.00	57,915.45	2,968,109.86	51.01%

CITY OF BEACHWOOD
REVENUE REPORT
FOR THE MONTH ENDING JULY 31, 2020

	ESTIMATED REVENUE	M-T-D REVENUE	Y-T-D REVENUE	PERCENT COLLECTED
GENERAL BOND RETIREMENT FUND				
CONSTRUCTION ASSESSMEN	425,000.00	-	288,752.43	67.94%
Miscellaneous Revenue	425,000.00	-	288,752.43	67.94%
GENERAL OBLIGATION NOTE	-	-	-	N/A
SPECIAL ASSESSMENT NOT	-	-	-	N/A
PREMIUM ON SALE	-	-	-	N/A
Notes and Bonds	-	-	-	N/A
TRANSFERS - IN	3,400,000.00	100,000.00	3,400,000.00	100.00%
Non-Revenue Receipts	3,400,000.00	100,000.00	3,400,000.00	100.00%
TOTAL GENERAL BOND RETIREMENT FUND	3,825,000.00	100,000.00	3,688,752.43	96.44%
CAPITAL IMPROVEMENT FUND				
OTHER FEDERAL GRANTS	-	-	204,128.57	N/A
Intergovernmental Revenues	-	-	204,128.57	N/A
CONSTRUCTION ASSESSMEN	-	-	11,153.42	N/A
Miscellaneous Revenue	-	-	11,153.42	N/A
SPECIAL ASSESSMENT NOT	-	-	-	N/A
SPECIAL ASSESSMENT BON	-	-	-	N/A
Notes and Bonds	-	-	-	N/A
OTHER REIMBURSEMENTS	-	-	61,239.36	N/A
TRANSFERS - IN	3,000,000.00	-	-	0.00%
Non-Revenue Receipts	3,000,000.00	-	61,239.36	2.04%
TOTAL CAPITAL IMPROVEMENT FUND	3,000,000.00	-	276,521.35	9.22%
WORKERS' COMP SELF INSURANCE				
OTHER CHARGES	250,000.00	-	-	0.00%
Charges for Services	250,000.00	-	-	0.00%
TRANSFERS-IN	-	-	-	N/A
Miscellaneous Revenue	-	-	-	N/A
TOTAL WORKERS' COMP SELF INSURANCE	250,000.00	-	-	0.00%
TRUST AND AGENCY FUNDS				
LEO WEISS TRUST FUND				
INTEREST INCOME RECEIV	20.00	-	1.94	9.70%
Miscellaneous Revenue	20.00	-	1.94	9.70%
TOTAL LEO WEISS TRUST FUND	20.00	-	1.94	9.70%
COMMERCIAL PERMIT TAX FUND				
COMMERCIAL PERMIT TAX	17,000.00	971.33	8,111.09	47.71%
Non-Revenue Receipts	17,000.00	971.33	8,111.09	47.71%
TOTAL COMMERCIAL PERMIT TAX FUND	17,000.00	971.33	8,111.09	47.71%

CITY OF BEACHWOOD
REVENUE REPORT
FOR THE MONTH ENDING JULY 31, 2020

	ESTIMATED REVENUE	M-T-D REVENUE	Y-T-D REVENUE	PERCENT COLLECTED
DEPOSITS				
CONSTRUCTION ASSESSMEN	4,000.00	-	2,399.76	59.99%
Miscellaneous Revenue	4,000.00	-	2,399.76	59.99%
ENGINEERING SERVICES	10,000.00	-	10,595.47	105.95%
OTHER REIMBURSEMENTS	-	-	-	N/A
PLAN REVIEW	80,000.00	-	38,270.68	47.84%
OTHER DEPOSITS	6,000.00	-	800.00	13.33%
Non-Revenue Receipts	96,000.00	-	49,666.15	51.74%
TOTAL DEPOSITS	100,000.00	-	52,065.91	52.07%
POLICE PENSION FUND				
REAL PROPERTY TAXES	233,530.00	1,000.00	125,987.34	53.95%
INTANGIBLE PERSONAL PROPER	-	-	-	N/A
Local Taxes	233,530.00	1,000.00	125,987.34	53.95%
HOMESTEAD	3,000.00	-	932.95	31.10%
2.5% REAL ESTATE ROLLB	3,000.00	-	1,263.78	42.13%
10% REIMBURSEMENT	9,000.00	-	5,843.21	64.92%
Intergovernmental Revenues	15,000.00	-	8,039.94	53.60%
TOTAL POLICE PENSION FUND	248,530.00	1,000.00	134,027.28	53.93%
ZONE INCOME TAXES				
COLLECTIONS	7,800,000.00	445,233.73	5,353,615.87	68.64%
REFUNDS	(90,000.00)	(5,647.24)	(16,305.79)	18.12%
DEFERRED REVENUE - RET	(60,000.00)	(3,956.28)	(47,984.12)	79.97%
RETAINER REFUND	150,000.00	-	174,400.00	116.27%
Local Taxes	7,800,000.00	435,630.21	5,463,725.96	70.05%
TOTAL ZONE INCOME TAXES	7,800,000.00	435,630.21	5,463,725.96	70.05%
UNCLAIMED MONIES FUND				
TRUST RECEIPTS	1,800.00	-	-	0.00%
Non-Revenue Receipts	1,800.00	-	-	0.00%
TOTAL UNCLAIMED MONIES FUND	1,800.00	-	-	0.00%
TOTAL TRUST AND AGENCY FUNDS	8,167,350.00	437,601.54	5,657,932.18	69.28%
TOTAL ALL FUNDS	62,432,943.00	3,259,110.77	36,934,657.70	59.16%

CITY OF BEACHWOOD
PRIOR YEAR -v- CURRENT YEAR RECEIPTS
FOR THE MONTH ENDING JULY 31, 2020

	Month-to-Date 2019	Month-to-Date 2020	% Change	Year-to-Date 2019	Year-to-Date 2020	% Change
General Fund						
Local Taxes						
Property Taxes	\$ 431,000.00	\$ 21,000.00	-95.128%	\$ 1,919,457.19	\$ 1,562,641.58	-18.589%
Municipal Income Tax	\$ 2,567,387.98	\$ 2,258,675.89	-12.024%	\$ 21,854,228.54	\$ 19,444,574.52	-11.026%
Other Local Taxes	\$ 177,430.54	\$ 69,328.04	-60.927%	\$ 811,306.53	\$ 508,229.92	-37.357%
Intergovernmental Revenues						
Local Government Fund	\$ 20,019.38	\$ 15,506.45	-22.543%	\$ 76,068.29	\$ 86,670.30	13.937%
Estate/Inheritance Tax	\$ -	\$ -	0.000%	\$ 4,253.33	\$ -	-100.000%
Other Intergovernmental Revenue	\$ -	\$ -	0.000%	\$ 5,831.00	\$ 4,267.20	-26.819%
Rollbacks/Homestead	\$ -	\$ -	0.000%	\$ 100,160.61	\$ 99,165.07	-0.994%
Miscellaneous	\$ -	\$ -	0.000%	\$ 7,267.10	\$ 1,833.90	-74.764%
Charges For Services						
General Government	\$ 140,122.49	\$ 118,544.85	-15.399%	\$ 1,173,918.99	\$ 1,098,817.69	-6.397%
Recreation Programs	\$ 106,878.47	\$ 2,544.00	-97.620%	\$ 919,130.01	\$ 17,646.11	-98.080%
Miscellaneous	\$ 472.00	\$ 440.00	-6.780%	\$ 2,639.00	\$ 2,250.00	-14.740%
Fines, Permits, and Licenses						
Fines and Forfeitures	\$ 19,946.00	\$ 13,520.00	-32.217%	\$ 141,162.18	\$ 103,630.20	-26.588%
Permits and Licenses	\$ 66,322.46	\$ 71,575.49	7.920%	\$ 575,801.68	\$ 484,212.03	-15.906%
Miscellaneous Revenue						
Miscellaneous Revenue	\$ 106,846.41	\$ 25,024.34	-76.579%	\$ 594,063.37	\$ 507,241.03	-14.615%
Sale of Assets						
Sale of Assets	\$ 17,198.00	\$ 17,293.35	0.554%	\$ 18,032.90	\$ 37,127.33	105.887%
Non-Revenue Receipts						
Reimbursements	\$ 51,005.63	\$ 49,790.37	-2.383%	\$ 487,007.19	\$ 376,557.40	-22.679%
Refunds	\$ 206.14	\$ 351.00	70.273%	\$ 4,036.34	\$ 7,237.77	79.315%
Other Non-Revenue Receipts	\$ -	\$ -	0.000%	\$ -	\$ -	0.000%
Total General Fund	\$ 3,704,835.50	\$ 2,663,593.78	-28.105%	\$ 28,694,364.25	\$ 24,342,102.05	-15.168%
Special Revenue Funds						
Street Construction	\$ 42,094.98	\$ 52,441.71	24.579%	\$ 288,007.82	\$ 372,975.40	29.502%
State Highway	\$ 3,820.92	\$ 4,386.67	14.807%	\$ 25,659.73	\$ 32,741.37	27.598%
Mayor's Court Improvement	\$ 760.00	\$ 260.00	-65.789%	\$ 5,285.00	\$ 3,270.00	-38.127%
Federal Equitable Sharing	\$ 490.39	\$ 115.96	-76.354%	\$ 2,780.16	\$ 3,332.04	19.851%
Law Enforcement Trust	\$ -	\$ 711.11	n/a	\$ 7,909.60	\$ 1,676.39	-78.806%
Blossom Street Lights	\$ -	\$ -	0.000%	\$ 755.20	\$ 1,029.56	36.329%
Zeiger Street Lights	\$ -	\$ -	0.000%	\$ 8,179.94	\$ 6,039.26	-26.170%
Local Corona Virus Relief Fund	\$ -	\$ -	0.000%	\$ -	\$ 138,998.98	n/a
Federal Emergency (FEMA)	\$ -	\$ -	0.000%	\$ -	\$ -	0.000%
NOPEC Grant Fund	\$ -	\$ -	0.000%	\$ -	\$ -	0.000%
ESID (Energy Improvement District)	\$ -	\$ -	0.000%	\$ -	\$ 172,783.86	n/a
Eaton TIF Fund	\$ -	\$ -	0.000%	\$ 2,100,545.14	\$ 2,101,861.89	0.063%
Omnova TIF Fund	\$ -	\$ -	0.000%	\$ 133,317.55	\$ 133,401.11	0.063%
Total Special Revenue	\$ 47,166.29	\$ 57,915.45	22.790%	\$ 2,572,440.14	\$ 2,968,109.86	15.381%
Debt Service Fund						
General Bond Retirement	\$ -	\$ -	0.000%	\$ 268,051.49	\$ 288,752.43	7.723%
Total Debt Service	\$ -	\$ -	0.000%	\$ 268,051.49	\$ 288,752.43	7.723%
Capital Projects Fund						
Capital Improvement Fund	\$ -	\$ -	0.000%	\$ 21,214.44	\$ 276,521.35	1203.458%
Total Capital Projects	\$ -	\$ -	0.000%	\$ 21,214.44	\$ 276,521.35	1203.458%
Workers' Comp Self Insurance						
Workers' Comp Self Insurance	\$ -	\$ -	0.000%	\$ -	\$ -	0.000%
Total Workers' Comp Self Ins.	\$ -	\$ -	0.000%	\$ -	\$ -	0.000%
Trust and Agency Funds						
Leo Weiss Trust	\$ 2.50	\$ -	-100.000%	\$ 14.15	\$ 1.94	-86.290%
Commercial Permit Tax	\$ 1,255.20	\$ 971.33	-22.616%	\$ 12,812.89	\$ 8,111.09	-36.696%
Deposits	\$ 10,432.57	\$ -	-100.000%	\$ 107,430.04	\$ 52,065.91	-51.535%
Police Pension Fund	\$ 35,000.00	\$ 1,000.00	-97.143%	\$ 163,806.56	\$ 134,027.28	-18.180%
Zone Income Taxes	\$ 464,461.57	\$ 435,630.21	-6.207%	\$ 5,059,173.24	\$ 5,463,725.96	7.996%
Unclaimed Monies Fund	\$ -	\$ -	0.000%	\$ -	\$ -	0.000%
Total Trust & Agency	\$ 511,151.84	\$ 437,601.54	-14.389%	\$ 5,343,236.88	\$ 5,657,932.18	5.890%
Total All Funds	\$ 4,263,153.63	\$ 3,159,110.77	-25.897%	\$ 36,899,307.20	\$ 33,533,417.87	-9.122%

Note: Above figures are net of advances and transfers.

CITY OF BEACHWOOD
PRIOR YEAR -v- CURRENT YEAR EXPENDITURES
FOR THE MONTH ENDING JULY 31, 2020

	Month-to-Date 2019	Month-to-Date 2020	% Change	Year-to-Date 2019	Year-to-Date 2020	% Change
General Fund						
Council	\$ 12,165.17	\$ 13,366.04	9.871%	\$ 92,370.38	\$ 94,162.22	1.940%
Mayor	\$ 41,583.71	\$ 53,532.96	28.735%	\$ 335,285.84	\$ 376,157.65	12.190%
Economic Development	\$ 10,861.36	\$ 3,285.46	-69.751%	\$ 279,622.61	\$ 248,555.43	-11.110%
Human Resources	\$ 15,010.95	\$ 19,322.54	28.723%	\$ 121,595.55	\$ 136,149.38	11.969%
Finance Department	\$ 206,170.80	\$ 189,441.94	-8.114%	\$ 1,799,175.37	\$ 1,658,276.59	-7.831%
Law Department	\$ 42,423.12	\$ 47,112.79	11.055%	\$ 318,314.59	\$ 383,303.49	20.417%
Police Department	\$ 713,288.74	\$ 1,016,239.23	42.472%	\$ 6,204,305.50	\$ 6,287,261.93	1.337%
Fire Department	\$ 660,957.51	\$ 730,479.94	10.518%	\$ 4,908,729.82	\$ 4,845,533.00	-1.287%
Service Administration	\$ 644,594.33	\$ 903,741.70	40.203%	\$ 5,546,394.70	\$ 5,661,388.26	2.073%
Human Services	\$ 43,732.35	\$ 31,942.76	-26.959%	\$ 339,746.05	\$ 228,529.15	-32.735%
Recreation Administration	\$ 101,770.61	\$ 90,091.98	-11.475%	\$ 802,380.89	\$ 711,571.64	-11.317%
Recreation Camps	\$ 225,559.79	\$ 4,571.15	-97.973%	\$ 369,097.13	\$ 14,745.82	-96.005%
Recreation Sports Programs	\$ 9,084.86	\$ -	-100.000%	\$ 36,254.97	\$ 5,086.25	-85.971%
Recreation Other Programs	\$ 8,269.68	\$ 3,918.10	-52.621%	\$ 70,506.49	\$ 49,673.95	-29.547%
Pool, Parks	\$ 132,096.89	\$ (15,771.48)	-111.939%	\$ 319,111.76	\$ 86,602.14	-72.862%
Building Department	\$ 95,287.38	\$ 113,531.18	19.146%	\$ 694,772.66	\$ 748,380.72	7.716%
Total General Fund	\$ 2,962,857.25	\$ 3,204,806.29	8.166%	\$ 22,237,664.31	\$ 21,535,377.62	-3.158%
Special Revenue Funds						
Street Construction	\$ 7,597.00	\$ -	-100.000%	\$ 13,679.00	\$ 128,720.38	841.007%
State Highway	\$ -	\$ -	0.000%	\$ -	\$ -	0.000%
Mayor's Court Improvement	\$ -	\$ 300.00	n/a	\$ 300.00	\$ 8,595.60	2765.200%
Federal Equitable Sharing	\$ -	\$ -	0.000%	\$ -	\$ -	0.000%
Law Enforcement Trust	\$ -	\$ -	0.000%	\$ -	\$ -	0.000%
Blossom Street Lights	\$ 134.04	\$ 134.04	0.000%	\$ 946.14	\$ 948.47	0.246%
Zeiger Street Lights	\$ 1,547.79	\$ 1,547.79	0.000%	\$ 10,907.98	\$ 10,894.33	-0.125%
Local Corona Virus Relief Fund	\$ -	\$ 27,465.30	n/a	\$ -	\$ 27,465.30	n/a
Federal Emergency (FEMA)	\$ -	\$ -	0.000%	\$ -	\$ -	0.000%
NOPEC Grant Fund	\$ -	\$ -	0.000%	\$ -	\$ -	0.000%
ESID (Energy Improvement)	\$ -	\$ -	0.000%	\$ -	\$ 172,783.86	n/a
Eaton TIF Fund	\$ -	\$ -	0.000%	\$ 1,907,112.43	\$ 2,101,861.37	10.212%
Omnova TIF Fund	\$ -	\$ -	0.000%	\$ 133,317.55	\$ 133,401.11	0.063%
Total Special Revenue	\$ 9,278.83	\$ 29,447.13	217.358%	\$ 2,066,263.10	\$ 2,584,670.42	25.089%
Debt Service Fund						
General Bond Retirement	\$ -	\$ -	0.000%	\$ 342,939.00	\$ 312,353.68	-8.919%
Total Debt Service	\$ -	\$ -	0.000%	\$ 342,939.00	\$ 312,353.68	-8.919%
Capital Projects Fund						
Capital Improvement Fund	\$ 40,819.25	\$ 339,858.70	732.594%	\$ 511,551.94	\$ 981,123.68	91.794%
Total Capital Projects	\$ 40,819.25	\$ 339,858.70	732.594%	\$ 511,551.94	\$ 981,123.68	91.794%
Workers' Comp Self Ins.						
Workers' Comp Self Insurance	\$ 6,169.10	\$ 2,577.18	-58.224%	\$ 121,098.00	\$ 59,382.29	-50.963%
Total Workers' Comp Self Ins.	\$ 6,169.10	\$ 2,577.18	-58.224%	\$ 121,098.00	\$ 59,382.29	-50.963%
Trust and Agency Funds						
Leo Weiss Trust	\$ -	\$ -	0.000%	\$ -	\$ -	0.000%
Commercial Permit Tax	\$ 871.13	\$ 730.60	-16.132%	\$ 11,969.92	\$ 7,403.57	-38.149%
Deposits	\$ 5,912.53	\$ 9,304.23	57.365%	\$ 141,971.71	\$ 158,995.55	11.991%
Police Pension Fund	\$ 64,562.03	\$ -	-100.000%	\$ 129,872.74	\$ 67,841.94	-47.763%
Zone Income Taxes	\$ 536,776.07	\$ 435,678.03	-18.834%	\$ 5,059,173.24	\$ 5,463,773.78	7.997%
Unclaimed Monies Fund	\$ -	\$ -	0.000%	\$ -	\$ -	0.000%
Total Trust & Agency	\$ 608,121.76	\$ 445,712.86	-26.707%	\$ 5,342,987.61	\$ 5,698,014.84	6.645%
Total All Funds	\$ 3,627,246.19	\$ 4,022,402.16	10.894%	\$ 30,622,503.96	\$ 31,170,922.53	1.791%

Note: Above figures are net of advances and transfers.

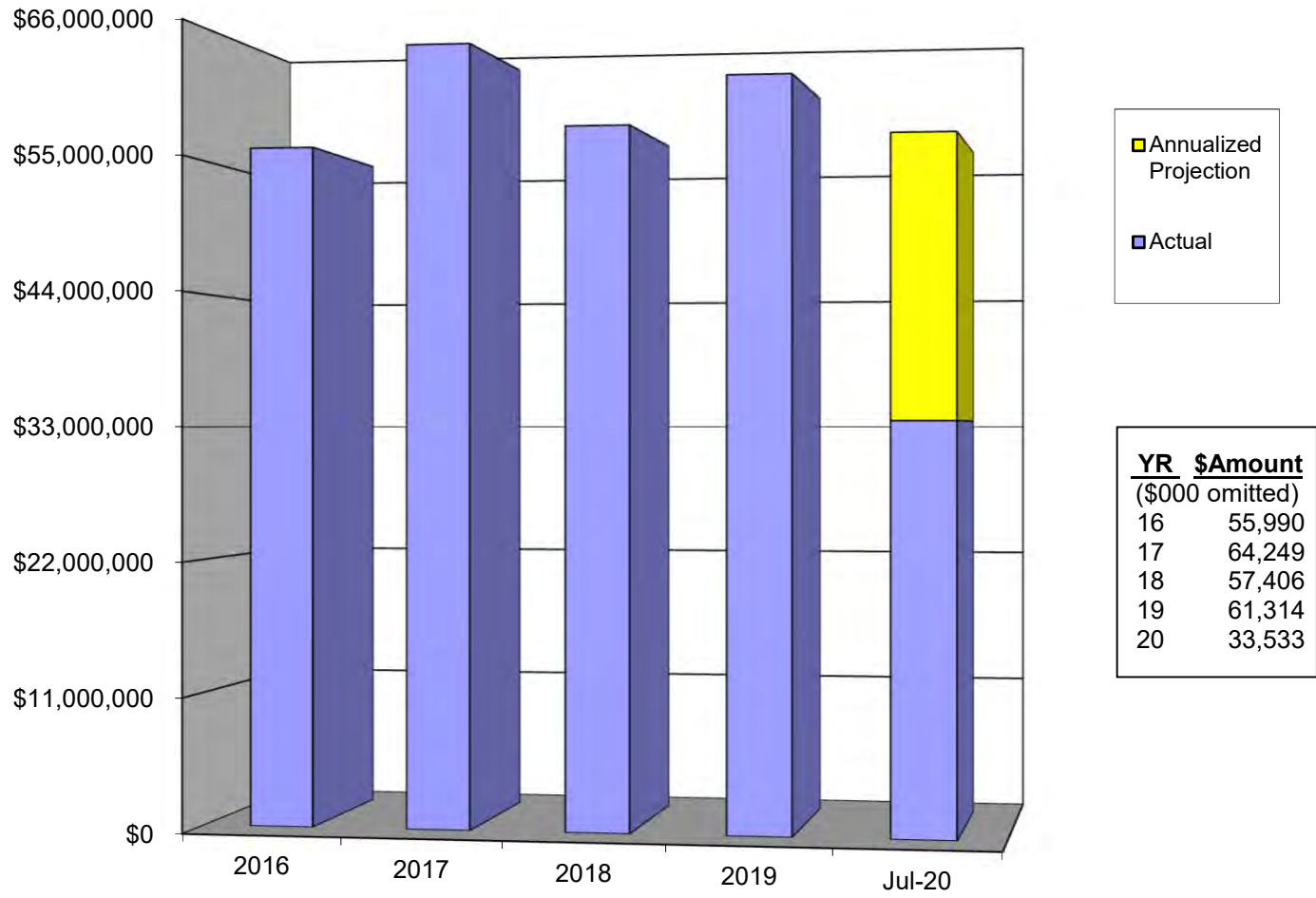
CITY OF BEACHWOOD
STATEMENT OF EXPENSES
CURRENT YEAR vs PRIOR YEAR
FOR THE PERIOD ENDED JULY 31, 2020

	2020 YTD EXP	2019 YTD EXP	VARIANCE	% CHANGE
GENERAL FUND				
Council				
Wages & Benefits	74,234.05	72,733.53	1,500.52	2.06%
Operating	19,928.17	19,636.85	291.32	1.48%
Equipment	-	-	-	0.00%
TOTAL Council	94,162.22	92,370.38	1,791.84	1.94%
Mayor's Office				
Wages & Benefits	293,337.56	276,639.22	16,698.34	6.04%
Operating	82,820.09	58,646.62	24,173.47	41.22%
Equipment	-	-	-	0.00%
TOTAL Mayor's Office	376,157.65	335,285.84	40,871.81	12.19%
Economic Development				
Wages & Benefits	55,833.89	71,310.56	(15,476.67)	-21.70%
Operating	192,721.54	207,010.58	(14,289.04)	-6.90%
Equipment	-	1,301.47	(1,301.47)	-100.00%
TOTAL Economic Development	248,555.43	279,622.61	(31,067.18)	-11.11%
Human Resources				
Wages & Benefits	124,503.75	114,316.80	10,186.95	8.91%
Operating	11,645.63	7,278.75	4,366.88	59.99%
TOTAL Human Resources	136,149.38	121,595.55	14,553.83	11.97%
Finance Department				
Wages & Benefits	868,066.60	815,568.81	52,497.79	6.44%
Operating	617,768.82	772,428.58	(154,659.76)	-20.02%
Equipment	172,441.17	211,177.98	(38,736.81)	-18.34%
TOTAL Finance Department	1,658,276.59	1,799,175.37	(140,898.78)	-7.83%
Law Department				
Wages & Benefits	276,332.02	262,228.67	14,103.35	5.38%
Operating	103,071.47	54,964.30	48,107.17	87.52%
Equipment	3,900.00	1,121.62	2,778.38	247.71%
TOTAL Law Department	383,303.49	318,314.59	64,988.90	20.42%
Police Department				
Wages & Benefits	5,885,260.58	5,535,420.90	349,839.68	6.32%
Operating	356,316.59	330,543.36	25,773.23	7.80%
Equipment	45,684.76	338,341.24	(292,656.48)	-86.50%
TOTAL Police Department	6,287,261.93	6,204,305.50	82,956.43	1.34%
Fire Department				
Wages & Benefits	4,569,017.15	4,676,545.54	(107,528.39)	-2.30%
Operating	211,865.12	210,957.14	907.98	0.43%
Equipment	64,650.73	21,227.14	43,423.59	204.57%
TOTAL Fire Department	4,845,533.00	4,908,729.82	(63,196.82)	-1.29%

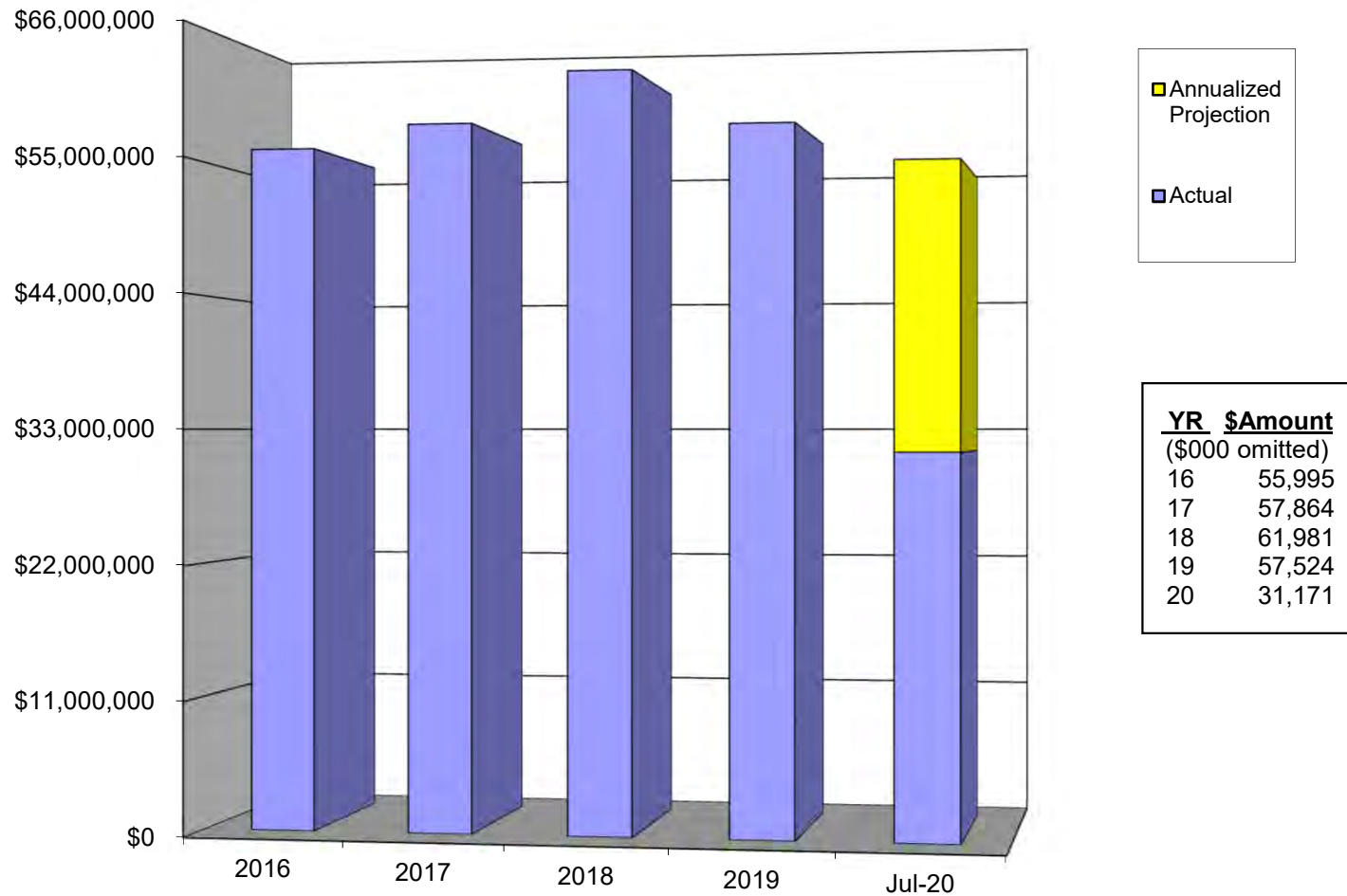
CITY OF BEACHWOOD
STATEMENT OF EXPENSES
CURRENT YEAR vs PRIOR YEAR
FOR THE PERIOD ENDED JULY 31, 2020

	2020 YTD EXP	2019 YTD EXP	VARIANCE	% CHANGE
Service Administration				
Wages & Benefits	3,887,747.23	3,762,298.98	125,448.25	3.33%
Operating	1,621,398.56	1,682,778.54	(61,379.98)	-3.65%
Equipment	152,242.47	101,317.18	50,925.29	50.26%
TOTAL Service Administration	<u>5,661,388.26</u>	<u>5,546,394.70</u>	<u>114,993.56</u>	<u>2.07%</u>
Human Services				
Wages & Benefits	202,994.02	224,339.51	(21,345.49)	-9.51%
Operating	25,535.13	114,926.54	(89,391.41)	-77.78%
Equipment	-	480.00	(480.00)	-100.00%
TOTAL Human Services	<u>228,529.15</u>	<u>339,746.05</u>	<u>(111,216.90)</u>	<u>-32.74%</u>
Recreation Administration				
Wages & Benefits	526,876.04	513,764.95	13,111.09	2.55%
Operating	181,150.25	286,063.80	(104,913.55)	-36.67%
Equipment	3,545.35	2,552.14	993.21	38.92%
TOTAL Recreation Administration	<u>711,571.64</u>	<u>802,380.89</u>	<u>(90,809.25)</u>	<u>-11.32%</u>
Recreation Camps				
Wages & Benefits	4,208.10	271,525.50	(267,317.40)	-98.45%
Operating	10,537.72	97,571.63	(87,033.91)	-89.20%
Equipment	-	-	-	0.00%
TOTAL Recreation Camps	<u>14,745.82</u>	<u>369,097.13</u>	<u>(354,351.31)</u>	<u>-96.00%</u>
Recreation Sport Programs				
Wages & Benefits	-	5,595.60	(5,595.60)	-100.00%
Operating	5,086.25	30,659.37	(25,573.12)	-83.41%
Equipment	-	-	-	0.00%
TOTAL Recreation Sport Programs	<u>5,086.25</u>	<u>36,254.97</u>	<u>(31,168.72)</u>	<u>-85.97%</u>
Recreation Other Programs				
Wages & Benefits	14,927.35	33,556.67	(18,629.32)	-55.52%
Operating	34,746.60	36,949.82	(2,203.22)	-5.96%
Equipment	-	-	-	0.00%
TOTAL Recreation Other Programs	<u>49,673.95</u>	<u>70,506.49</u>	<u>(20,832.54)</u>	<u>-29.55%</u>
Swimming Pools/Parks				
Wages & Benefits	5,410.82	170,823.72	(165,412.90)	-96.83%
Operating	35,582.47	143,338.04	(107,755.57)	-75.18%
Equipment	45,608.85	4,950.00	40,658.85	821.39%
TOTAL Swimming Pools/Parks	<u>86,602.14</u>	<u>319,111.76</u>	<u>(232,509.62)</u>	<u>-72.86%</u>
Building Department				
Wages & Benefits	688,190.83	655,622.79	32,568.04	4.97%
Operating	50,542.89	29,826.87	20,716.02	69.45%
Equipment	9,647.00	9,323.00	324.00	3.48%
TOTAL Building Department	<u>748,380.72</u>	<u>694,772.66</u>	<u>53,608.06</u>	<u>7.72%</u>
TOTAL GENERAL FUND	<u><u>21,535,377.62</u></u>	<u><u>22,237,664.31</u></u>	<u><u>(702,286.69)</u></u>	<u><u>-3.16%</u></u>

City of Beachwood
Cash Receipts For The Period Ending July 31, 2020
All Funds
Net of Advances and Transfers



City of Beachwood
Cash Disbursements For The Period Ending July 31, 2020
All Funds
Net of Advances and Transfers

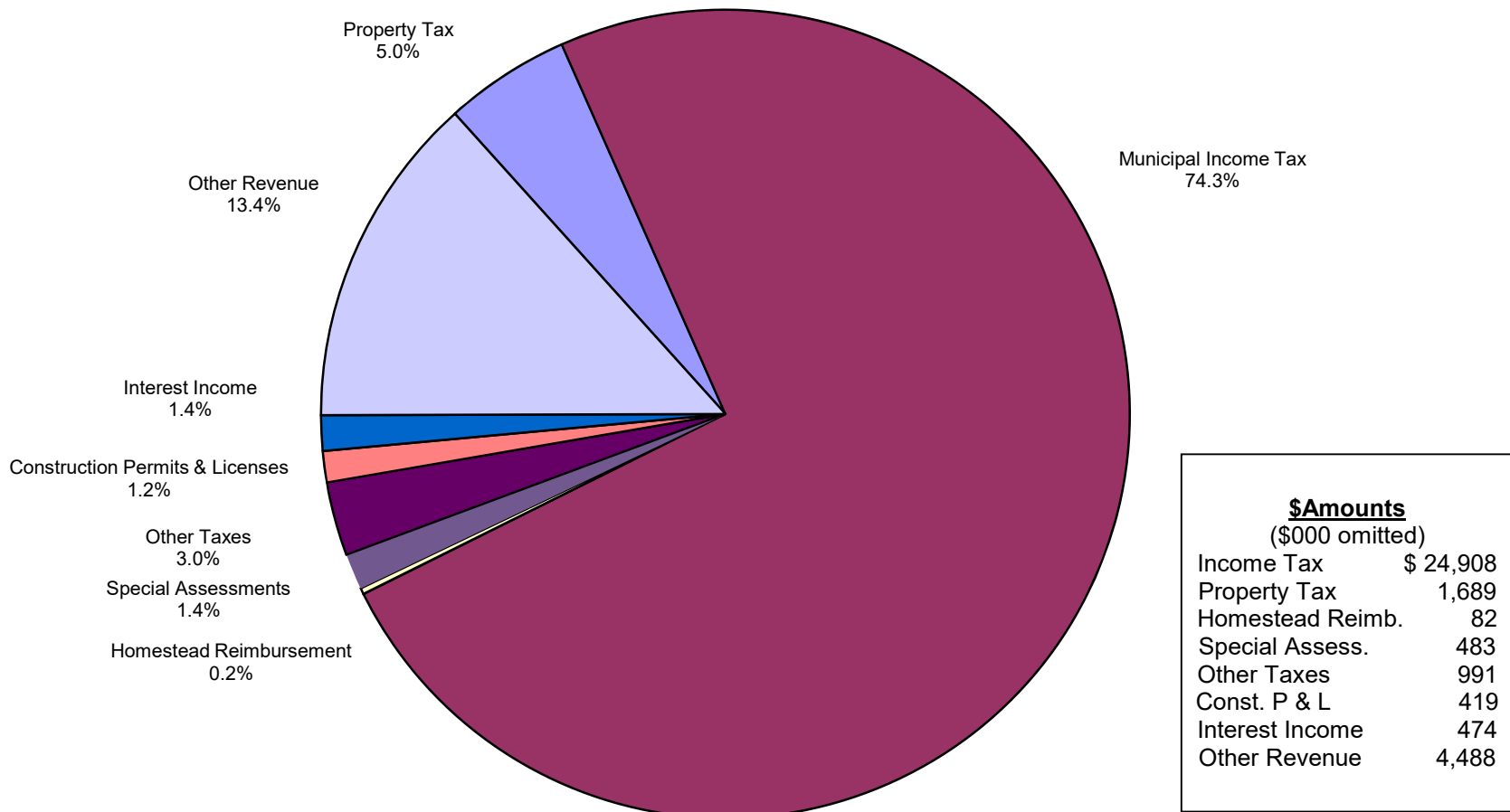


City of Beachwood

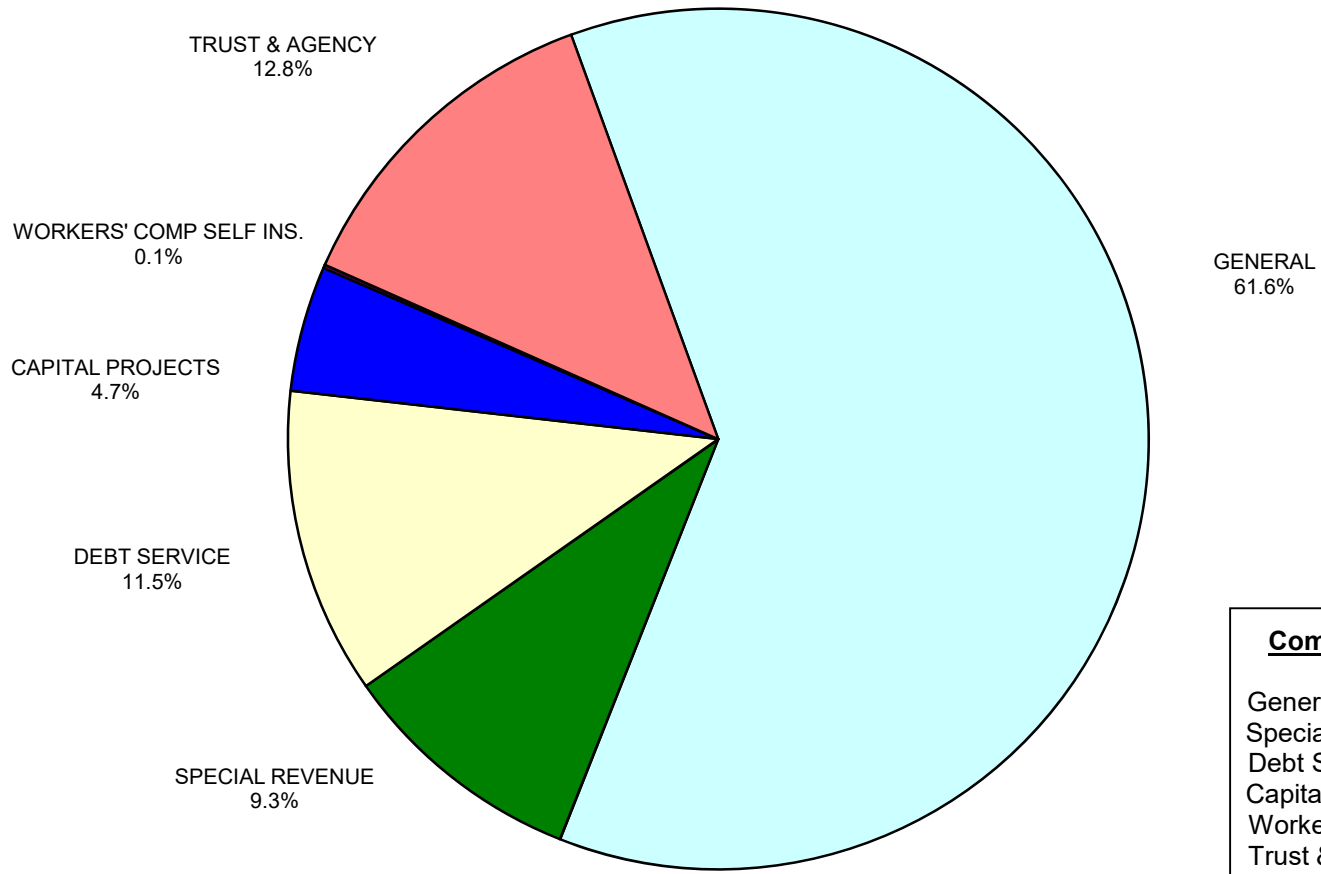
Cash Receipts Detail by All Fund Types

Year to Date - July 2020

Net of Advances and Transfers

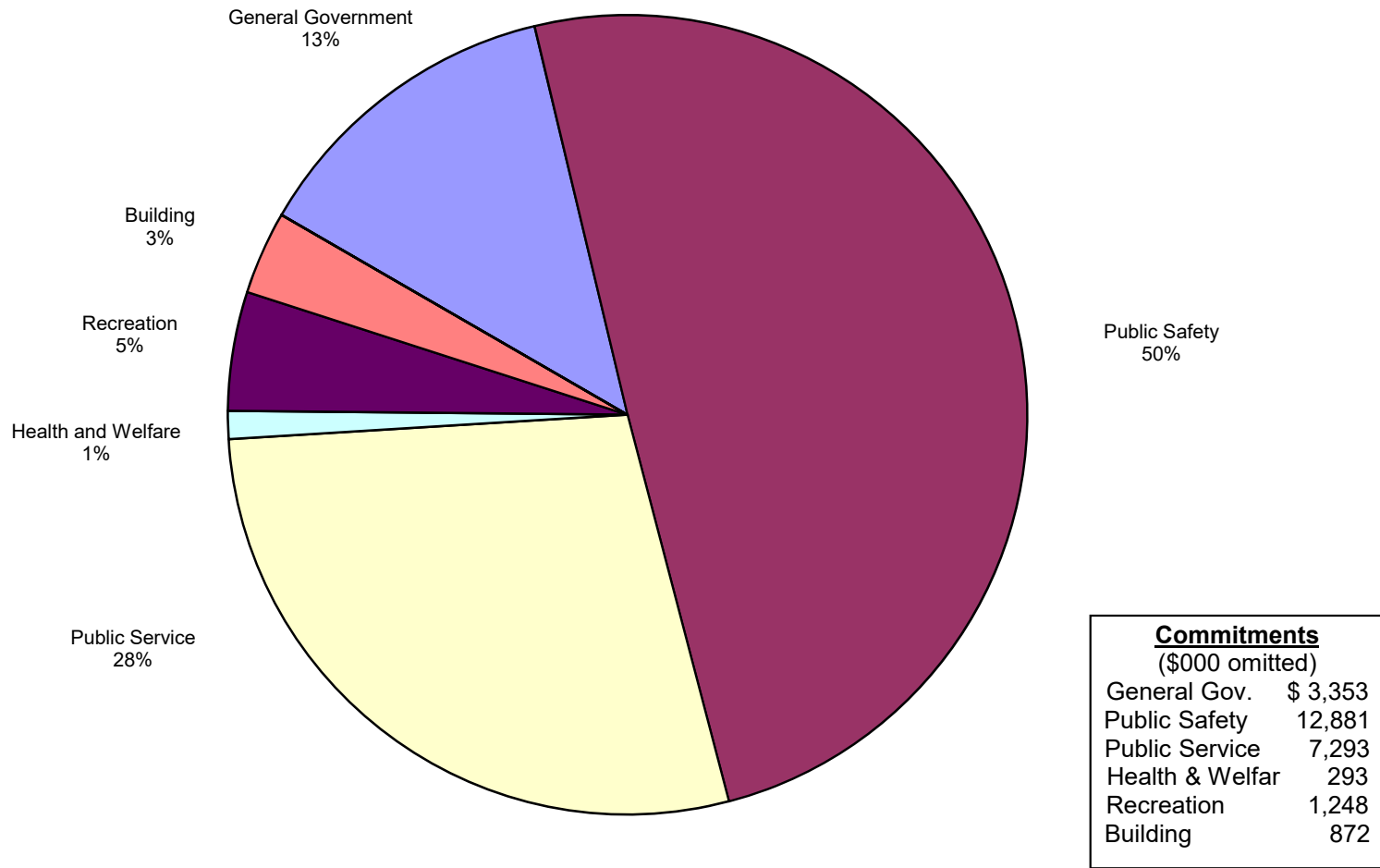


City of Beachwood
Total Expenditures/Encumbrances by Funds
Year to Date - July 2020
Net of Advances and Transfers



Commitments by Fund	
(\$000 omitted)	
General	\$ 27,388
Special Revenue	4,128
Debt Service	5,127
Capital Projects	2,096
Workers' Comp Ins.	59
Trust & Agency	5,698

City of Beachwood
General Fund Current Year Expenditures/Encumbrances by Classifications
Year to Date - July 2020
Net of Advances and Transfers



CITY OF BEACHWOOD
PAYMENTS FOR JULY 2020

<u>Check Number</u>	<u>DATE</u>	DOLLAR OPERATION	<u>AMOUNT</u>
10314	07/01/2020	B & C Communications	\$3,548.45
10315	07/01/2020	Buckeye Cleaning Centers	\$210.83
10316	07/01/2020	Chagrin Valley Nurseries	\$962.00
10317	07/01/2020	City Of Cleveland	\$158,345.77
10318	07/01/2020	City Of Warrensville Heights	\$53,307.99
10319	07/01/2020	CONTI, BILL	\$925.00
10320	07/01/2020	CRAIN'S CLEVELAND BUSINESS	\$520.92
10321	07/01/2020	Dominion East Ohio	\$1,227.63
10322	07/01/2020	Environmental Specialists, Inc.	\$80.00
10323	07/01/2020	Fastenal Company	\$59.51
10324	07/01/2020	Grainger	\$248.88
10325	07/01/2020	Great Lakes Petroleum Company	\$2,900.43
10326	07/01/2020	Irrigation Supply Inc.	\$16.45
10327	07/01/2020	Lowe's	\$2,190.52
10328	07/01/2020	ADAM GARDIN	\$44.00
10329	07/01/2020	Ohio Valley Supply	\$1,076.31
10330	07/01/2020	Rush Truck Centers of Ohio, Inc.	\$521.64
10331	07/01/2020	Sam's Club Direct	\$601.80
10332	07/01/2020	Smith & Oby Service Company	\$1,018.78
10333	07/01/2020	Staples Business Advantage	\$190.12
10334	07/01/2020	THE HOME DEPOT	\$74.85
10335	07/01/2020	The Illuminating Co.	\$504.28
10336	07/01/2020	Truckpro, Inc.	\$202.90
10337	07/09/2020	A & S Animal Control	\$475.00
10338	07/09/2020	Advanced Computer & Network Corporation	\$420.00
10339	07/09/2020	Advantech Service And Parts Llc	\$517.18
10340	07/09/2020	Aim Supply/Ace Tool	\$66.56
10341	07/09/2020	Airgas USA, LLC	\$17.82
10342	07/09/2020	ATT Mobility II LLC	\$4,597.70
10343	07/09/2020	B & H Foto & Electronics Corp.	\$292.72
10344	07/09/2020	Batteries Plus-139	\$109.44
10345	07/09/2020	Behavior Management Associates, Inc.	\$481.75
10346	07/09/2020	Best Truck Equipment	\$479.99
10347	07/09/2020	BFI	\$31,616.96
10348	07/09/2020	BLD DOOR SERVICES	\$137.50
10349	07/09/2020	Bound Tree Medical, Llc	\$1,136.88
10350	07/09/2020	Buckeye Cleaning Centers	\$559.14
10351	07/09/2020	ENRICO A. PEITRO	\$53.95
10352	07/09/2020	DOMMUS CONSTRUCTION CORP	\$827.50
10353	07/09/2020	LWB DESIGN LLC	\$609.50
10354	07/09/2020	BLAISE C. GIUSTO	\$500.00
10355	07/09/2020	ORLEAN CONSTRUCTION LLC	\$600.00
10356	07/09/2020	Chagrin Pet & Garden Supply Inc.	\$214.16
10357	07/09/2020	Cintas Corporation #259	\$990.83
10358	07/09/2020	Classic Chevrolet	\$53.18
10359	07/09/2020	Cleveland Tank & Supply. Inc.	\$804.00
10360	07/09/2020	Cummins Bridgeway, Llc	\$1,225.25
10361	07/09/2020	Custom Clutch & Joint	\$1,025.23
10362	07/09/2020	Dunn Industrial Supply	\$206.98
10363	07/09/2020	DYER, G. GIFFORD	\$1,628.25
10364	07/09/2020	Environmental Specialists, Inc.	\$180.00
10365	07/09/2020	Fastenal Company	\$334.33
10366	07/09/2020	Fun Express LLC	\$186.87
10367	07/09/2020	Ganley Ford West, Inc.	\$60.50
10368	07/09/2020	Gino's Awards Inc.	\$68.00
10369	07/09/2020	Gordon Food Service, INC.	\$434.21
10370	07/09/2020	Gpd Associates/Acla	\$15,958.79
10371	07/09/2020	Grainger	\$304.60
10372	07/09/2020	Great Lakes Billing Assoc.	\$5,201.98
10373	07/09/2020	Great Lakes Petroleum Company	\$4,671.13

CITY OF BEACHWOOD
PAYMENTS FOR JULY 2020

<u>Check Number</u>	<u>DATE</u>		<u>AMOUNT</u>
10374	07/09/2020	Hall Public Safety Co.(Hps)	\$1,065.00
10375	07/09/2020	Hans' Freightliner Of	\$86.30
10376	07/09/2020	HECHT, ROCHELLE	\$75.00
10377	07/09/2020	Hughies Audio Visual	\$3,250.00
10378	07/09/2020	JD Striping & Services, Inc.	\$85,730.00
10379	07/09/2020	Kimball Midwest	\$308.85
10380	07/09/2020	KOWALCZYK, PAUL	\$563.61
10381	07/09/2020	LexisNexis, a Division of Reed Elsevier Inc.	\$351.00
10382	07/09/2020	M & G POOLS, LLC	\$4,651.23
10383	07/09/2020	Mars Electric Company	\$34.05
10384	07/09/2020	Marshall Equipment Co	\$32.72
10385	07/09/2020	Old Dominion Brush Company	\$960.00
10386	07/09/2020	Osburn Associates, Inc.	\$1,945.55
10387	07/09/2020	MOLLY MILLS	\$30.00
10388	07/09/2020	Refuse Parts Depot, LLC	\$180.84
10389	07/09/2020	RONYAK PAVING, INC.	\$193,990.45
10390	07/09/2020	Rush Truck Centers of Ohio, Inc.	\$1,272.29
10391	07/09/2020	S & S Worldwide. Inc	\$40.80
10392	07/09/2020	SiteOne Landscape Supply	\$233.47
10393	07/09/2020	SportsEngine Inc	\$92.50
10394	07/09/2020	Staples Business Advantage	\$313.61
10395	07/09/2020	Tac Computer	\$3,320.80
10396	07/09/2020	TACTICAL PLANNING LLC	\$2,400.00
10397	07/09/2020	Tannenbaum, Eric	\$75.00
10398	07/09/2020	The Chas E. Phipps Company	\$341.37
10399	07/09/2020	The Illuminating Co.	\$11,119.47
10400	07/09/2020	The Illuminating Company	\$5,316.51
10401	07/09/2020	Treasurer Of State Of Ohio	\$4,614.00
10402	07/09/2020	Treasurer, State Of Ohio	\$600.00
10403	07/09/2020	Treasurer. State Of Ohio	\$286.00
10404	07/09/2020	Truckpro, Inc.	\$4,698.15
10405	07/09/2020	University Hospitals	\$817.00
10406	07/09/2020	W.W. WILLIAMS	\$1,000.00
10407	07/09/2020	Warren Roofing	\$38,000.00
10408	07/09/2020	ZORO TOOLS INC	\$794.32
10409	07/15/2020	Advance Digital Inc.	\$2,446.08
10410	07/15/2020	Advantech Service And Parts Llc	\$488.36
10411	07/15/2020	Agile Network Builder's LLC	\$1,240.00
10412	07/15/2020	AICPA	\$285.00
10413	07/15/2020	Airgas USA, LLC	\$175.00
10414	07/15/2020	Apex Pest Control. Inc.	\$255.00
10415	07/15/2020	ARNOLD J. FELTOON, MD, INC.	\$600.00
10416	07/15/2020	At&T Long Distance	\$1.25
10417	07/15/2020	Automatic Data Processing	\$2,507.19
10418	07/15/2020	B & H Foto & Electronics Corp.	\$252.63
10419	07/15/2020	Baker Vehicle Systems	\$291.00
10420	07/15/2020	Bloom Brothers Supply Co.	\$599.00
10421	07/15/2020	BLUE TECHNOLOGIES INC.	\$93.85
10422	07/15/2020	Boiler Specialists, Inc.	\$270.00
10423	07/15/2020	Buckeye Cleaning Centers	\$373.66
10424	07/15/2020	Chagrin Valley Auto Parts	\$164.39
10425	07/15/2020	City Of Cleveland Division Of Water	\$1,194.82
10426	07/15/2020	COMDOC, INC.	\$1,682.93
10427	07/15/2020	Concord Road Equipment Inc.	\$616.43
10428	07/15/2020	CRAIN'S CLEVELAND BUSINESS	\$1,534.68
10429	07/15/2020	F & E PAYMENT PROS	\$935.00
10430	07/15/2020	Fastenal Company	\$91.95
10431	07/15/2020	Ferguson US Holdings, Inc.	\$216.29
10432	07/15/2020	FIRST COMMUNICATIONS, LLC	\$319.97
10433	07/15/2020	GC MEDICAL EQUIPMENT, INC.	\$70.00
10434	07/15/2020	Geauga Mechanical Company	\$7,692.50
10435	07/15/2020	GFOA	\$190.00

CITY OF BEACHWOOD
PAYMENTS FOR JULY 2020

<u>Check Number</u>	<u>DATE</u>		<u>AMOUNT</u>
10436	07/15/2020	Gpd Associates/Acla	\$1,850.00
10437	07/15/2020	Great Lakes Petroleum Company	\$9,605.63
10438	07/15/2020	Hughies Audio Visual	\$3,250.00
10439	07/15/2020	I.A.E.I.	\$240.00
10440	07/15/2020	iPad Mobile Solutions, LLC	\$1,093.00
10441	07/15/2020	Kimball Midwest	\$239.00
10442	07/15/2020	Kokosing Materials Inc.	\$2,696.40
10443	07/15/2020	Marshall Equipment Co	\$194.40
10444	07/15/2020	Medical Mutual Of Ohio	\$332,666.21
10445	07/15/2020	Medina Supply Company	\$1,615.00
10446	07/15/2020	Network Dynamics, Inc.	\$2,321.40
10447	07/15/2020	NITV Federal Services	\$1,790.00
10448	07/15/2020	Ohio Cat	\$1,334.13
10449	07/15/2020	Ohio Dept Of Job & Family Serv	\$24,943.29
10450	07/15/2020	Ohio Valley Supply	\$962.92
10451	07/15/2020	Opra	\$570.00
10452	07/15/2020	Rush Truck Centers of Ohio, Inc.	\$151.23
10453	07/15/2020	Shuttler's Inc.	\$860.00
10454	07/15/2020	Signal Service Co	\$23,191.56
10455	07/15/2020	SiteOne Landscape Supply	\$623.35
10456	07/15/2020	Smith & Oby Service Company	\$568.00
10457	07/15/2020	Snipes, Darrielle	\$300.00
10458	07/15/2020	Staples Business Advantage	\$63.86
10459	07/15/2020	The Illuminating Co.	\$6,264.13
10460	07/15/2020	The Sherwin-Williams Co	\$110.46
10461	07/15/2020	Thomson Reuters-West Payment Center	\$88.99
10462	07/15/2020	Time Warner Cable	\$215.03
10463	07/15/2020	TRANS UNION LLC	\$75.00
10464	07/15/2020	Treasurer State Of Ohio	\$668.50
10465	07/15/2020	Treasurer, State Of Ohio/Bbs	\$776.94
10466	07/15/2020	Truckpro, Inc.	\$38.28
10467	07/15/2020	VOIANCE LANGUAGE SERVICES, LLC	\$0.65
10468	07/15/2020	W.B. MASON CO. INC.	\$48.07
10469	07/15/2020	Wingfoot Commercial Tire Systems	\$215.04
10470	07/15/2020	ZORO TOOLS INC	\$342.78
10471	07/23/2020	A.M. LEONARD, INC.	\$349.41
10472	07/23/2020	Acuity Specialty Products, Inc.	\$71.63
10473	07/23/2020	Aim Supply/Ace Tool	\$121.90
10474	07/23/2020	Airgas USA, LLC	\$39.98
10475	07/23/2020	American Sign Products	\$441.00
10476	07/23/2020	At&T	\$1,090.62
10477	07/23/2020	At&T	\$1,094.79
10478	07/23/2020	B & C Communications	\$1,239.45
10479	07/23/2020	Bearing Distributors Inc.	\$130,000.00
10480	07/23/2020	BLUE TECHNOLOGIES INC.	\$1.89
10481	07/23/2020	Body Sculpting by Exterior Designs, Inc.	\$44.00
10482	07/23/2020	Bound Tree Medical, Llc	\$1,156.80
10483	07/23/2020	Business Card	\$4,881.45
10484	07/23/2020	Chagrin Pet & Garden Supply Inc.	\$407.92
10485	07/23/2020	Cintas Corporation #259	\$744.23
10486	07/23/2020	City Of Cleveland	\$1,368.65
10487	07/23/2020	City Of Cleveland Division Of Water	\$6,222.05
10488	07/23/2020	City Of Warrensville Heights	\$224.86
10489	07/23/2020	CRAIN'S CLEVELAND BUSINESS	\$2,649.11
10490	07/23/2020	D.J.L. Material & Supply. Inc.	\$205.75
10491	07/23/2020	Dominion East Ohio	\$736.76
10492	07/23/2020	Federal Express	\$185.80
10493	07/23/2020	Ganley Ford West, Inc.	\$6.66
10494	07/23/2020	HARRIS BATTERY CO., INC.	\$88.24
10495	07/23/2020	Irrigation Supply Inc.	\$499.99
10496	07/23/2020	Jsc Corporation	\$99.95
10497	07/23/2020	Kokosing Materials Inc.	\$326.34

CITY OF BEACHWOOD
PAYMENTS FOR JULY 2020

<u>Check Number</u>	<u>DATE</u>		<u>AMOUNT</u>
10498	07/23/2020	Marshall Equipment Co	\$352.24
10499	07/23/2020	Medina Supply Company	\$1,318.00
10500	07/23/2020	Municipal Finance Officers	\$50.00
10501	07/23/2020	Murphy Tractor & Equipment Company, Inc	\$1,530.95
10502	07/23/2020	NULFCO, INC.	\$5,077.07
10503	07/23/2020	Ohio Cat	\$411.62
10504	07/23/2020	Ohio Valley Supply	\$2,305.09
10505	07/23/2020	Osborne Concrete & Stone Co.	\$342.30
10506	07/23/2020	Premier Safety	\$460.00
10507	07/23/2020	Products Chemical Company, LLC	\$4,041.20
10508	07/23/2020	R & R, Inc.	\$293.25
10509	07/23/2020	Refrigeration Sales Corporation	\$130.18
10510	07/23/2020	Rush Truck Centers of Ohio, Inc.	\$973.43
10511	07/23/2020	Shallow Creek Kennels, Inc.	\$100.00
10512	07/23/2020	Siemens Industry. Inc.	\$30,000.00
10513	07/23/2020	Signal Service Co	\$3,684.41
10514	07/23/2020	Sunrise Springs Water Company	\$78.30
10515	07/23/2020	Swagit Productions, LLC	\$1,475.00
10516	07/23/2020	The Illuminating Co.	\$2,766.25
10517	07/23/2020	Time Warner Cable	\$1,161.59
10518	07/23/2020	Tip Plus Corp	\$154.00
10519	07/23/2020	Truckpro, Inc.	\$1,476.78
10520	07/23/2020	United States Treasury	\$7.35
10521	07/23/2020	W.B. MASON CO. INC.	\$99.80
10522	07/23/2020	Wingfoot Commercial Tire Systems	\$35.00
10523	07/23/2020	ZORO TOOLS INC	\$289.26
10524	07/30/2020	ATT Mobility II LLC	\$1,953.20
10525	07/30/2020	Beachwood Buzz	\$4,987.00
10526	07/30/2020	PORTMAN ELECTRIC	\$75.00
10527	07/30/2020	Canine Development Group, Inc.	\$200.00
10528	07/30/2020	City Of Cleveland Division Of Water	\$3,182.94
10529	07/30/2020	Cleveland Tennis Academy, LLC	\$1,720.00
10530	07/30/2020	Custom Clutch & Joint	\$526.30
10531	07/30/2020	DIRECT ENERGY BUSINESS, INC.	\$161.39
10532	07/30/2020	Dominion East Ohio	\$547.52
10533	07/30/2020	DYER, G. GIFFORD	\$1,273.37
10534	07/30/2020	Ganley Ford West, Inc.	\$717.15
10535	07/30/2020	GC MEDICAL EQUIPMENT, INC.	\$43.75
10536	07/30/2020	Gpd Associates/Acla	\$8,002.46
10537	07/30/2020	Great Lakes Petroleum Company	\$3,071.64
10538	07/30/2020	HARRIS BATTERY CO., INC.	\$307.31
10539	07/30/2020	SONDRA P. RUBENSTIEN	\$16.00
10540	07/30/2020	DAVID CURRAN	\$16.00
10541	07/30/2020	ELAINE SCHKOLNICK	\$12.00
10542	07/30/2020	MORRIS SCHLECHTER	\$8.00
10543	07/30/2020	MIKE YARUS	\$6.00
10544	07/30/2020	LYNN BERG	\$12.00
10545	07/30/2020	ELAINE JAFFE	\$14.00
10546	07/30/2020	JEAN HEFLICH	\$59.00
10547	07/30/2020	I.A.E.I.	\$120.00
10548	07/30/2020	Icon Enterprises, Inc.	\$422.23
10549	07/30/2020	IDEAL MANUFACTURING INC.	\$690.98
10550	07/30/2020	INFINTECH	\$300.00
10551	07/30/2020	Kimball Midwest	\$242.10
10552	07/30/2020	Medina Supply Company	\$2,431.50
10553	07/30/2020	Miller, Timothy Esq.	\$900.00
10554	07/30/2020	NULFCO, INC.	\$2,806.84
10555	07/30/2020	Ohio Cat	\$3,084.75
10556	07/30/2020	RICH'S TOWING & SERVICE INC.	\$525.00
10557	07/30/2020	Rush Truck Centers of Ohio, Inc.	\$888.14
10558	07/30/2020	Shi	\$180.35
10559	07/30/2020	Site Technology. Inc.	\$2,500.00

CITY OF BEACHWOOD
PAYMENTS FOR JULY 2020

<u>Check Number</u>	<u>DATE</u>		<u>AMOUNT</u>
10560	07/30/2020	The Illuminating Co.	\$18,507.99
10561	07/30/2020	Truckpro, Inc.	\$757.99
10562	07/30/2020	ZORO TOOLS INC	\$113.18
2020000060	07/08/2020	Self Insurance Wc/Key	\$2,577.18
2020000061	07/08/2020	R.I.T.A.	\$47,994.62
2020000062	07/08/2020	Dollar Bank	\$486.62
2020000063	07/08/2020	OHIO DEPT. OF TAXATION-SALES TAX	\$21.32
2020000064	07/27/2020	R.I.T.A.	\$4,462.44
2020000065	07/27/2020	TRANSFIRST HEALTH SERVICES	\$108.33
2020000066	07/27/2020	Ohio Public Employees	\$99,382.21
2020000067	07/27/2020	Ohio Bureau Of Workers Compensation	\$473,250.00
2020000068	07/28/2020	Ohio Police & Fire Pension	\$158,559.65
		Total Dollar Operation	<u>\$2,180,114.81</u>

CITY OF BEACHWOOD
PRIOR YEAR versus CURRENT YEAR PAYMENTS
FOR DATE ENDING JULY 31, 2020

<u>Vendor Name</u>	<u>2020 YTD thru Current Month</u>	<u>2019 YTD thru Current Month</u>
Adler Team Sports	\$74.00	\$8,270.15
Air Rite Service Supply	\$4,282.17	\$0.00
Al Paul's Auto Wash	\$0.00	\$90.00
Dominion East Ohio	\$50,345.34	\$74,212.06
American Red Cross	\$0.00	\$300.00
At&T	\$7,583.33	\$12,887.22
Fun-N-Stuff	\$0.00	\$2,266.60
DYER, G. GIFFORD	\$15,551.86	\$11,230.71
Wingfoot Commercial Tire Systems	\$22,550.93	\$11,192.64
Gordon Food Service, INC.	\$6,612.40	\$9,099.74
Grafix Shoppe	\$399.03	\$3,886.58
The Illuminating Co.	\$293,519.67	\$330,568.56
JACK DOHENY SUPPLIES, INC	\$0.00	\$184.45
Baker Vehicle Systems	\$1,724.26	\$2,034.41
Beachwood Board Of Education	\$135,959.80	\$229,074.40
M Tech Company	\$644.88	\$114.75
Anderson Door Co.	\$1,418.40	\$2,508.54
Automatic Data Processing	\$27,658.93	\$23,791.22
Mars Electric Company	\$2,706.52	\$5,037.05
Marshall Equipment Co	\$2,424.10	\$4,046.37
Business Card	\$59,264.09	\$59,945.73
The Baldwin Group Inc.	\$3,090.00	\$3,040.00
Beachwood Chamber Of Commerce	\$0.00	\$30.00
Best Truck Equipment	\$479.99	\$0.00
Medical Mutual Of Ohio	\$2,349,578.37	\$2,373,363.92
Minotas. Inc	\$0.00	\$936.75
NFPA	\$175.00	\$175.00
Nerone & Sons Construction	\$10,559.58	\$19,600.00
Network Laser Art	\$0.00	\$2,194.03
Norlab	\$888.00	\$0.00
Ohio Light Opera	\$0.00	\$1,248.00
Ohio Peace Offc Trng Academy	\$1,085.00	\$810.00
O.P. Aquatics	\$750.00	\$1,661.34
Ohio Valley Supply	\$21,711.24	\$10,892.13
Ohio Parks & Recreation Assoc.	\$0.00	\$570.00
Ontario Stone Corp.	\$2,334.61	\$1,929.56
Bound Tree Medical, Llc	\$14,731.92	\$10,223.33
Pioneer. Inc.	\$0.00	\$792.00
Plantscaping. Inc	\$414.00	\$1,238.00
Ohio Police & Fire Pension	\$1,144,219.48	\$1,144,468.70
Porath Printsource	\$3,430.56	\$1,946.40
Ohio Public Employees	\$795,302.96	\$835,037.38
Rice Oil Co	\$524.15	\$379.07
Cargill. Incorporated	\$222,881.09	\$322,029.03
VERIZON WIRELESS	\$0.00	\$16,339.58
Rube Adler Sports	\$45.00	\$330.00
Chemsafe International	\$3,780.40	\$4,291.80
Sam's Club Direct	\$763.91	\$5,615.38
Samsel Supply	\$98.70	\$0.00
Cintas Corporation #259	\$12,315.09	\$13,856.07
Complete Appliance Service	\$52.49	\$32.46
CITY OF SHAKER HEIGHTS	\$0.00	\$14,625.00
Shaker Heights Municipal Court	\$24,250.00	\$0.00
Custom Clutch & Joint	\$6,642.75	\$10,413.09
Shuttler's Inc.	\$1,842.00	\$11,125.23
Signal Service Co	\$58,415.17	\$58,328.30
Snap-On Tools	\$2,132.25	\$299.90

<u>Vendor Name</u>	<u>2020 YTD thru Current Month</u>	<u>2019 YTD thru Current Month</u>
City Of Cleveland Division Of Water	\$26,683.64	\$27,792.48
Sound/Com	\$343.75	\$1,031.25
Dunn Industrial Supply	\$1,774.80	\$1,179.15
Cuyahoga County Board of Health	\$32,807.00	\$29,059.00
Swings N Things	\$0.00	\$2,606.37
Tac Computer	\$25,000.72	\$24,711.78
Tire & Wheel Brake Center	\$225.45	\$289.90
Velotta Uniform Sales Co	\$0.00	\$6,110.31
Treasurer, State Of Ohio	\$1,002.00	\$1,495.50
Warren Fire Equipment. Inc.	\$0.00	\$1,512.85
Treasurer Of State Of Ohio	\$21,201.50	\$26,747.50
Truckpro, Inc.	\$35,338.24	\$27,282.72
Truck Service Inc.	\$0.00	\$87.96
DWA Recreation, Inc.	\$38,748.80	\$74.00
United Skates Of America	\$0.00	\$1,765.00
Grainger	\$3,625.86	\$6,087.02
Acuity Specialty Products, Inc.	\$1,838.74	\$2,103.43
Universal Oil	\$2,480.88	\$0.00
U.S. Postmaster	\$5,432.30	\$8,147.24
Federal Express	\$438.73	\$192.20
Great Lakes Science Center	\$0.00	\$2,120.00
Advance Door Co	\$5,969.20	\$4,631.60
EJ U.S.A., INC.	\$0.00	\$456.05
Spic-N-Span Window Cleaning	\$818.00	\$3,061.50
BOCONEO	\$0.00	\$700.00
City Of Beachwood	\$0.00	\$624.15
Hillcrest Council Of Councils	\$300.00	\$300.00
Music Theatre International	\$3,015.00	\$400.00
Ohio Municipal League	\$0.00	\$250.00
CCMAA	\$50.00	\$50.00
Cleveland Jewish News	\$1,531.00	\$1,443.75
Thomson Reuters-West Payment Center	\$1,119.93	\$2,015.19
Cuyahoga County Police Chiefs Association	\$200.00	\$200.00
Cuyahoga County Mayor's & City Manager's Assoc.	\$2,385.21	\$2,293.47
Ohio Bureau Of Workers Compensation	\$489,469.48	\$16,575.92
Powerphone. Inc.	\$1,464.00	\$0.00
Galls, LLC	\$142.98	\$387.59
IACP	\$190.00	\$1,065.00
City Of Mayfield Heights	\$500.00	\$500.00
Koresek, Terrence	\$3,250.00	\$4,725.00
Bpi Information Systems	\$61,067.00	\$5,577.00
Kwik Kleen	\$0.00	\$250.50
Junction Auto	\$735.04	\$580.97
Spartan Tool, Llc	\$895.45	\$1,088.40
Winter Equipment Company	\$298.50	\$0.00
South East Harley Davidson	\$0.00	\$350.91
Terminal Supply Co.	\$1,105.01	\$349.85
R.I.T.A.	\$448,568.83	\$507,859.24
Spear's Chardon Tractor Sales	\$1,102.50	\$701.04
Treasurer. State Of Ohio	\$1,453.50	\$1,948.75
Atwell's	\$869.50	\$7,969.80
Cuyahoga Community College	\$0.00	\$500.00
Law Enforcement Foundation.Inc	\$0.00	\$2,500.00
Refunds Recreation	\$151,673.50	\$6,252.50
Building Refunds	\$80,395.54	\$103,069.64
I.A.E.I.	\$376.00	\$240.00
W.W. WILLIAMS	\$1,040.18	\$0.00
All Lift Service Co. Inc.	\$3,840.95	\$1,115.96
Horton Emergency Vehicles	\$2,437.65	\$1,586.19
Apex Pest Control. Inc.	\$1,965.00	\$2,155.00
Mfoa Of Northeast Ohio	\$210.00	\$130.00

<u>Vendor Name</u>	<u>2020 YTD thru Current Month</u>	<u>2019 YTD thru Current Month</u>
Matty, Henrikson, & Greve LLC	\$21,112.00	\$2,375.00
The Sherwin-Williams Co	\$3,048.25	\$1,042.20
Treasurer State Of Ohio	\$1,610.00	\$266.25
National League Of Cities	\$1,563.00	\$1,533.67
DEBORAH A DICKSON	\$250.00	\$250.00
County Treasurers Educ. Fund	\$100.00	\$100.00
RIPP Restraints International, Inc.	\$0.00	\$165.31
FIRST STUDENT INC.	\$0.00	\$18,781.30
Pro-Tech Security Sales	\$906.00	\$1,648.90
Finley Fire Equipment	\$249,311.93	\$11,215.77
Government Finance Officers	\$150.00	\$0.00
ABCO Fire LLC	\$881.00	\$0.00
D.J.L. Material & Supply. Inc.	\$269.32	\$27,625.90
Cummins Bridgeway, Llc	\$2,473.31	\$4,260.60
S & S Worldwide. Inc	\$2,644.80	\$1,462.44
Three-Z-Inc.	\$596.39	\$0.00
Ohio Dept. Of Agriculture	\$35.00	\$0.00
FORESTER, ROBERT L.	\$0.00	\$160.15
Jti. Inc.	\$0.00	\$126.17
Kent State University	\$2,574.60	\$0.00
Ohio Gfoa	\$0.00	\$210.00
CONCES, PETER	\$91.54	\$92.34
NORTH COAST CORRECTIONS MGR ASSOC.	\$35.00	\$35.00
Nick Mayer Ford	\$0.00	\$52.70
Orange Board Of Education	\$841.50	\$947.25
Oml	\$0.00	\$250.00
THE OHIO SOCIETY OF CPA'S	\$0.00	\$355.00
Ohio Asso. Of Public Treasurers	\$140.00	\$100.00
GM ADVERTISING, INC.	\$2,768.29	\$2,435.69
Gopher	\$0.00	\$836.69
Crain's Cleveland Business	\$88.00	\$231.00
Cuyahoga County Auditor	\$26,994.42	\$24,567.02
Huntington National Bank	\$1,131,859.86	\$1,156,666.30
GAME ONE INC.	\$0.00	\$4,170.00
Irrigation Supply Inc.	\$580.04	\$0.00
Micro Center	\$328.85	\$89.76
Century Equipment, Inc.	\$0.00	\$139.24
IAFC MEMBERSHIP	\$215.00	\$430.00
Cleveland Metropolitan Bar	\$0.00	\$100.00
CLEVELAND INDIANS BASEBALL CO., LP	\$0.00	\$1,600.00
Lakewood Supply Company	\$3,341.00	\$966.85
Lanphear Supply	\$999.00	\$1,986.27
AICPA	\$285.00	\$285.00
HR DIRECT	\$639.92	\$682.35
National Recreation & Park Assoc	\$175.00	\$0.00
Treasurer, State Of Ohio	\$0.00	\$100.00
American Railroad Company	\$0.00	\$480.00
Pioneer Manufacturing Co.	\$0.00	\$365.99
McConkey Painting & Steepljack	\$0.00	\$445.00
Tactical Assault Specialists	\$2,050.00	\$3,255.05
B & C Communications	\$19,659.64	\$19,157.92
Cleveland Time Clock & Service	\$196.90	\$196.90
Old Dominion Brush Company	\$2,996.24	\$4,962.17
Walter & Haverfield P.L.L.	\$0.00	\$1,728.00
Howell Rescue Systems, INC	\$5,730.00	\$0.00
Sport Supply Group. Inc	\$0.00	\$339.63
Klyn Nurseries	\$0.00	\$558.00
Fastlane Truck Accessories Inc	\$0.00	\$375.00
Opra	\$570.00	\$0.00
City Of Shaker Heights	\$5,869.00	\$0.00
Ohio Municipal Attorneys Assoc	\$800.00	\$1,500.00

<u>Vendor Name</u>	<u>2020 YTD thru Current Month</u>	<u>2019 YTD thru Current Month</u>
Airgas USA, LLC	\$6,380.41	\$3,547.91
ARNOLD J. FELTOON, MD, INC.	\$3,600.00	\$4,200.00
Beachwood Buzz	\$34,909.00	\$37,000.00
Applied Industrial Tech.	\$1,083.08	\$1,546.45
The Walter H. Drane Company	\$9,783.29	\$12,790.07
Gino's Awards Inc.	\$428.00	\$116.75
Treasurer. State Of Ohio	\$0.00	\$120.00
Crown Cleaning Systems	\$0.00	\$897.73
Path Master, Inc	\$0.00	\$10,400.00
Ohio Fire Chiefs' Association	\$0.00	\$12,120.00
Hans' Freightliner Of	\$1,785.76	\$2,415.19
Cuyahoga County Treasurer	\$15,583.54	\$15,583.54
Society For Human Resource Mgt	\$0.00	\$209.00
Ohio State Bar Association	\$315.00	\$0.00
R.D.P. Sports Plus Inc.	\$4,906.65	\$9,207.35
City Of Brecksville Tree City Usa	\$0.00	\$120.00
VANCE'S LAW ENFORCEMENT	\$0.00	\$854.00
Vincent Lighting Systems. Co.	\$0.00	\$186.15
Mcmaster-Carr Supply Co.	\$2,428.32	\$448.93
Kurtz Bros., Inc.	\$3,560.30	\$3,380.30
ROSE, HARVEY S.	\$0.00	\$256.60
Sullivan, Terry	\$0.00	\$225.00
Utility Truck Equipment, Inc.	\$3,764.36	\$6,315.65
Ohio Cat	\$25,049.37	\$18,944.61
Lakeside Supply Co.	\$277.94	\$864.99
Mussun Sales. Inc.	\$2,095.00	\$5,215.00
Evident, Inc.	\$657.57	\$0.00
Sunrise Springs Water Company	\$1,495.20	\$1,620.15
Famous Enterprises Inc.	\$3,043.86	\$1,669.30
Buckeye Heating & A/C	\$0.00	\$7.76
Northeast Ohio City Council Association (NOCCA)	\$400.00	\$0.00
Premier Truck Parts. Inc.	\$57.75	\$67.03
Bergantino RPT, Robert E.	\$0.00	\$110.00
Village Of Mayfield	\$0.00	\$80.56
Dell Marketing L.P.	\$2,724.72	\$34,418.04
Dean Supply Co.	\$481.46	\$721.31
TRIBUZZO, ANTHONY	\$0.00	\$44.75
Human Services Refunds	\$542.00	\$3,439.25
ZISKA, OTTO	\$0.00	\$44.75
Gardiner Trane	\$0.00	\$800.66
Orange Village	\$2,376.00	\$1,690.00
Iron Mountain Records	\$1,101.21	\$1,596.76
Physio-Control. Inc	\$0.00	\$19,589.17
Concord Road Equipment Inc.	\$5,433.95	\$1,518.20
MARS, GREG	\$46.25	\$0.00
3m Company	\$756.00	\$297.00
Newbury Sandblasting/Painting	\$0.00	\$770.00
Foremost Promotions	\$0.00	\$500.95
Service Station Equipment Co	\$594.99	\$829.08
Mill Supply Inc.	\$53.90	\$98.60
Cleveland Punch & Die Co.	\$0.00	\$378.13
City Of Cleveland	\$2,216,451.15	\$2,022,932.11
Staples Business Advantage	\$8,473.47	\$12,707.40
City Of Warrensville Heights	\$459,478.13	\$454,411.41
North Coast Polytechnic	\$490.00	\$580.00
BROWNELLS INC	\$0.00	\$193.47
Treasurer, State Of Ohio/Bbs	\$7,993.47	\$12,803.90
Ohio Awning	\$0.00	\$228.83
Ohio Dept Of Job & Family Serv	\$57,207.10	\$3,759.00
Connmack, Inc.	\$0.00	\$1,360.00
21st CENTURY MEDIA-OHIO	\$0.00	\$555.45

<u>Vendor Name</u>	<u>2020 YTD thru Current Month</u>	<u>2019 YTD thru Current Month</u>
City Of South Euclid	\$23,045.10	\$22,145.71
The Lifeguard Store, Inc.	\$3,331.50	\$4,109.90
Sam's Club	\$140.00	\$0.00
NOSKA, ROBERT	\$46.25	\$0.00
SOFER, DIANE A.	\$0.00	\$750.00
Interstate Battery System	\$0.00	\$2,902.65
KAPLAN, MICHELLE	\$0.00	\$397.77
Ohio Association Of Tax Administrators	\$0.00	\$30.00
THE GOLF DOME, LLC	\$254.00	\$456.00
KNAPP, SCOTT	\$46.25	\$0.00
COMDOC, INC.	\$6,584.15	\$5,377.51
VICCHIARELLI, FRANK	\$84.07	\$84.80
Body Sculpting by Exterior Designs, Inc.	\$220.00	\$836.00
McCORMICK, TRACI	\$713.00	\$3,810.00
Treasurer, State Of Ohio	\$4,200.00	\$4,575.00
Mooney & Sons Towing	\$0.00	\$135.00
Cuyahoga Soil & Water Conser-	\$8,500.00	\$15,100.00
Division Of Water	\$3,398.69	\$6,908.00
Northeast Ohio Chapter IIA	\$120.00	\$280.00
Boyas Excavating Inc.	\$137.50	\$2,250.00
Tapco	\$3,761.09	\$6,890.87
Leff Electric Company, Inc.	\$742.46	\$691.50
The Northeast Ohio Mayor's &	\$0.00	\$250.00
R & R, Inc.	\$471.25	\$0.00
CROSS, GREGORY	\$700.00	\$950.00
CCM RENTAL	\$127.00	\$0.00
Classic Chevrolet	\$2,449.84	\$2,894.67
Abc Fire Inc.	\$7,302.50	\$450.00
A & A Hydraulic Repair Co.	\$0.00	\$2,234.23
Gangidine, Jeffrey J.	\$1,741.00	\$2,818.00
Moore Industrial Hardware	\$0.00	\$157.35
ISA	\$180.00	\$365.00
Discount School Supply	\$0.00	\$1,263.21
GLAZER, BRAD S.	\$0.00	\$55.00
Total Line Refrigeration	\$0.00	\$239.00
PHELPS, ROBERT J.	\$0.00	\$35.00
J & L Work Apparel Inc.	\$0.00	\$216.56
Stainless Works	\$0.00	\$2,296.25
Cross, Mary Kate Ballard	\$775.00	\$0.00
Supplies On Demand. Llc	\$2,168.00	\$3,381.00
Haynes Manufacturing	\$462.09	\$0.00
Breathing Air Systems Division	\$1,605.42	\$584.50
Gledhill Road Machinery Co.	\$3,249.13	\$926.40
Osborne Concrete & Stone Co.	\$422.30	\$1,127.14
Lowe's	\$8,646.69	\$10,919.48
BFI	\$89,740.03	\$89,188.45
TRANS UNION LLC	\$838.97	\$521.82
Ohio Department Of Agriculture	\$500.00	\$0.00
Dominion East Ohio	\$10,320.31	\$10,600.71
FRANK, ROBERT L.	\$0.00	\$1,500.00
Beachwood Schools Foundation	\$16,636.77	\$0.00
Schindler Elevator Corporation	\$10,809.72	\$10,080.48
GFOA	\$190.00	\$190.00
ATTERBURY, JOHN C.	\$295.83	\$33.51
North Coast Tech	\$0.00	\$259.74
Direct Instructional Support Systems, Inc.	\$357.00	\$0.00
Cleveland Lumber Co.	\$23,674.23	\$88.02
Motorola Solutions, Inc.	\$35,616.00	\$11,741.02
Paladin Protective Systems Inc	\$528.18	\$0.00
Cleveland Ignition Co., Inc.	\$0.00	\$172.79
Blum's Paper Goods	\$360.44	\$1,120.05

<u>Vendor Name</u>	<u>2020 YTD thru Current Month</u>	<u>2019 YTD thru Current Month</u>
Cdw Government. Inc.	\$10,518.45	\$43,794.47
Unique Paving Materials Corp.	\$509.30	\$918.50
LAKE COUNTY CAPTAINS	\$0.00	\$2,608.00
Hennes Communications Llc	\$1,160.00	\$800.00
NITV Federal Services	\$1,790.00	\$395.00
Treasurer, State Of Ohio	\$525.00	\$525.00
Nowak Tour & Travel	\$0.00	\$34,112.00
GAGE, FRED W. JR	\$0.00	\$55.00
Holtz Industries Inc	\$0.00	\$370.83
Gemalto Cogent, Inc.	\$2,749.00	\$3,893.74
LexisNexis, a Division of Reed Elsevier Inc.	\$2,457.00	\$2,415.00
Chagrin Valley Roller Rink Inc	\$0.00	\$200.00
Division Of Water	\$42,420.97	\$27,003.90
J Thomas Parts	\$678.50	\$759.80
The Chas E. Phipps Company	\$1,223.53	\$267.72
Alert-All Corp	\$0.00	\$1,125.00
Woodhill Supply. Inc	\$14,868.95	\$189.63
LUTZ, SHAUN	\$0.00	\$179.00
Pelc Alumni Association	\$350.00	\$0.00
Cuyahoga County Fire Chiefs	\$550.00	\$411.00
Anchor Industries Inc	\$0.00	\$198.00
Cleveland Magazine	\$0.00	\$33.98
Best Equipment Co., Inc	\$3,967.17	\$4,067.48
Neofpa	\$1,800.00	\$540.00
MYERS TIRE-CLEVELAND #10	\$87.71	\$0.00
International Code Council	\$135.00	\$535.00
Cintas Fas	\$604.11	\$216.78
American Sign Products	\$702.00	\$0.00
Stryker Sales Corp.	\$53,302.09	\$0.00
Tip Plus Corp	\$154.00	\$288.00
Clia Laboratory Program	\$180.00	\$0.00
At&T Long Distance	\$2.50	\$420.98
The Illuminating Company	\$6,421.51	\$1,761.00
Hall Public Safety Co.(Hps)	\$5,601.80	\$70,389.43
Custom Electric	\$909.00	\$1,821.00
Chuck E. Cheese's	\$0.00	\$463.42
Sun News	\$52.00	\$52.00
Rick Smith, Inc.	\$0.00	\$700.00
K.E. Rose Co.	\$1,081.06	\$0.00
Tri Mor Corporation	\$69,965.82	\$136,956.00
Newark	\$546.81	\$270.97
Municipal Finance Officers	\$50.00	\$0.00
Diamond Discs International	\$3,815.00	\$0.00
Otis Elevator Company	\$20,957.55	\$7,912.44
Krol, John	\$125.00	\$0.00
Lacal Equipment, Inc.	\$0.00	\$1,292.45
US BANK	\$211,036.25	\$216,936.25
Witmer Public Safety Group. Inc.	\$190.98	\$0.00
B & W Equipment Co. Inc.	\$447.15	\$1,584.50
Willo Transportation	\$5,129.00	\$9,525.00
Jump Start Sports	\$4,172.00	\$3,340.00
Jsc Corporation	\$99.95	\$0.00
Excalibur Auto Body	\$9,677.61	\$10,199.87
Qualifications Targets Inc.	\$0.00	\$401.63
Bike Authority	\$1,437.42	\$0.00
Tinkers Creek Watershed	\$3,500.00	\$3,000.00
Premier Safety	\$1,460.00	\$483.08
Jump Start Gymnastics, Inc.	\$473.00	\$135.00
Great Lakes Billing Assoc.	\$48,670.87	\$50,701.81
Batteries Plus-139	\$519.60	\$633.60
Ascap	\$363.00	\$357.00

<u>Vendor Name</u>	<u>2020 YTD thru Current Month</u>	<u>2019 YTD thru Current Month</u>
Geisel Heating	\$0.00	\$900.00
QWICK KURB, INC.	\$0.00	\$840.00
A & A Safety Inc.	\$0.00	\$114.70
Designer Accents & Interiors, Inc.	\$345.00	\$720.00
Bloom Brothers Supply Co.	\$599.00	\$0.00
CONTI, BILL	\$6,895.00	\$4,280.00
Siemens Industry. Inc.	\$108,744.36	\$53,072.00
Shi	\$20,691.38	\$14,887.62
At&T	\$7,544.28	\$9,637.49
10-S Tennis Supply	\$0.00	\$199.01
Kalahari Resort & Convention Center	\$0.00	\$1,050.74
Hughies Audio Visual	\$6,500.00	\$500.00
Levinson's Uniforms	\$0.00	\$648.00
Wristband Resources. Inc.	\$653.00	\$653.00
Global Equipment Company. Inc.	\$62.96	\$1,848.33
Aim Supply/Ace Tool	\$943.69	\$4,003.57
Bio Clean Services	\$1,410.00	\$220.00
Warren Roofing	\$38,000.00	\$0.00
Chagrin Valley Nurseries	\$962.00	\$2,901.90
Fastenal Company	\$2,371.13	\$7,132.39
National Recreation & Park Asso. (Nrpa)	\$0.00	\$1,365.00
Northeast Lubricants, LTD.	\$0.00	\$5,073.15
Time Warner Cable	\$9,616.02	\$1,353.85
Axon Enterprises, Inc	\$14,521.50	\$7,461.00
SHAMROCK GEAR RESTORATION LLC	\$0.00	\$261.80
Eitman, Scott	\$1,500.00	\$1,000.00
Highland Products Group	\$0.00	\$2,474.40
Medina Supply Company	\$25,363.75	\$25,509.00
Cyncon Equipment Inc.	\$1,697.00	\$4,249.75
Cleveland Tank & Supply. Inc.	\$5,372.00	\$1,871.00
Gpd Associates/Acla	\$161,821.06	\$167,173.51
WALSH, MEGAN	\$0.00	\$500.00
Lieb, Aaron	\$0.00	\$85.67
Aris Company	\$0.00	\$289.67
DANIEL J ZOLA	\$0.00	\$900.00
Perma-Lift Inc.	\$0.00	\$1,950.00
Estes, Todd	\$0.00	\$44.75
Presenta Plaque	\$0.00	\$286.74
The Sherwin-Williams Co	\$188.97	\$578.84
Chagrin Valley Auto Parts	\$1,696.05	\$3,546.18
Center For Public Safety	\$0.00	\$1,250.00
Allied Corporation, Inc.	\$0.00	\$1,485.75
RICH'S TOWING & SERVICE INC.	\$1,003.50	\$1,440.00
Kokosing Materials Inc.	\$6,996.15	\$0.00
Software Solutions. Inc.	\$11,343.38	\$0.00
Bell Equipment Co.	\$2,547.33	\$4,321.20
Telephony & Data Systems	\$3,568.60	\$6,406.60
Uline	\$1,278.75	\$668.71
CMI, INC.	\$0.00	\$425.00
CASEY, MARK	\$0.00	\$50.00
Hyatt Regency Columbus	\$0.00	\$488.00
At&T Services, Inc.	\$229.82	\$505.58
Pattern Metals. Inc.	\$1,879.65	\$1,908.60
The Patterson Companies	\$0.00	\$37,528.20
GAGLIANO, JOSEPH A. JR	\$290.00	\$245.00
Empaco Equipment Corporation	\$1,288.30	\$0.00
Dollar Bank	\$9,888.34	\$13,715.97
SIKON, GARY	\$3,074.50	\$8,820.50
The Dexter Company	\$1,873.99	\$655.24
WILDERMUTH, MIKE	\$1,503.00	\$3,674.00
MANFREDI, PAUL	\$125.00	\$0.00

<u>Vendor Name</u>	<u>2020 YTD thru Current Month</u>	<u>2019 YTD thru Current Month</u>
Shop Supply & Tool Co.	\$123.39	\$0.00
HORN, ROBERT L.	\$0.00	\$750.00
Attachments Direct Inc.	\$0.00	\$610.18
Cicchella, Dan	\$0.00	\$44.75
Willoughby Concrete Builders	\$2,327.00	\$2,270.50
University Hospitals	\$3,664.00	\$20,089.00
HARRIS BATTERY CO., INC.	\$4,404.05	\$1,760.85
Great Lakes Petroleum Company	\$124,784.71	\$144,670.55
Ganley Ford West, Inc.	\$9,085.07	\$11,273.99
Vertiv Corporation	\$2,885.72	\$2,800.00
CELLEBRITE USA, CORP.	\$0.00	\$3,700.00
Parnin, Beth	\$1,120.00	\$4,592.20
FINNEY , MORRIS III	\$0.00	\$110.00
GC MEDICAL EQUIPMENT, INC.	\$764.96	\$911.40
Continental Fire & Security Inc	\$507.00	\$0.00
Sunbelt Rentals	\$0.00	\$3,029.95
Waldameer Water World	\$0.00	\$1,035.00
Aramark Refreshment Services	\$217.20	\$5,729.14
ESMOND, DAVE	\$0.00	\$35.00
BROWN, FRANK	\$0.00	\$55.00
Davis Professional Services, LLC	\$4,082.65	\$0.00
Edwards, Alfred Jr.	\$0.00	\$165.00
Greater Cleveland Partnership	\$0.00	\$1,965.00
KING, LARRY	\$0.00	\$35.00
Renaissance Columbus	\$0.00	\$328.00
Self Insurance Wc/Key	\$59,382.29	\$121,098.00
Carron Asphalt Paving, Inc.	\$10,000.00	\$0.00
Advantech Service And Parts Llc	\$5,305.23	\$7,131.40
Hilton Cincinnati Netherland Plaza	\$0.00	\$244.00
Kimball Midwest	\$3,632.78	\$4,841.33
SROKA, CHARLES	\$150.00	\$50.00
Sprint	\$359.76	\$419.72
ARC-OHIO	\$1,152.67	\$1,036.16
Urban Growers Greenhouse Ltd	\$9,858.54	\$10,965.00
Osburn Associates, Inc.	\$5,639.70	\$4,577.27
A.M. LEONARD, INC.	\$1,679.86	\$1,403.19
Clemans. Nelson & Associates. Inc.	\$0.00	\$597.00
Total Roofing Services, LLC	\$2,940.00	\$0.00
Bonner, Davis R.	\$0.00	\$1,020.00
KLR FIRE & SECURITY, LLC	\$809.20	\$4,162.70
Wojtila, Mike	\$300.00	\$300.00
Uh Ahuja Medical Center	\$653.61	\$956.96
Clean Plate	\$1,140.00	\$7,065.00
Dawnchem, Inc.	\$0.00	\$6,463.00
Geauga Mechanical Company	\$29,841.08	\$0.00
Buckeye Cleaning Centers	\$2,804.06	\$368.00
SMITH, ANDREW	\$0.00	\$1,000.00
SOUTH SHORE CABLE CONST., INC.	\$0.00	\$7,987.08
Emblem Enterprises, Inc.	\$1,133.48	\$0.00
Beachwood Buick Gmc	\$0.00	\$223.10
Lindsay Precast Inc.	\$2,323.56	\$1,264.76
PERK COMPANY, INC.	\$196,532.61	\$136,328.74
LESS LETHAL, LLC	\$1,998.00	\$0.00
WEYN SOCCER GROUP LLC	\$2,200.00	\$4,180.00
The Ohio State University	\$11,057.80	\$9,510.80
Uh Geauga Medical Center	\$0.00	\$85.00
Green Paper Products, Llc	\$118.80	\$0.00
ELEVEN 10, LLC	\$0.00	\$8,969.43
Peak Software Systems. Inc.	\$3,545.35	\$2,553.39
Clay's Park Resort	\$0.00	\$456.00
Florence, J. Lindsay	\$0.00	\$75.00

<u>Vendor Name</u>	<u>2020 YTD thru Current Month</u>	<u>2019 YTD thru Current Month</u>
Michigan Company, Inc.	\$212.95	\$1,909.66
Site Technology, Inc.	\$2,500.00	\$0.00
Cuyahoga County Fiscal Officer	\$0.00	\$10,450.00
Environmental Specialists, Inc.	\$1,478.90	\$80.00
Fun Express LLC	\$798.74	\$410.09
Treasurer Of State	\$4,560.00	\$7,860.00
Exclaimer Ltd	\$778.00	\$346.00
Sax, William	\$0.00	\$55.00
Fleetpride Inc.	\$319.95	\$46.00
Malul, Benny	\$0.00	\$2,210.00
MARKO, JOSEPH A.	\$0.00	\$55.00
Binder, Michael	\$0.00	\$600.00
Mayors - Refund	\$0.00	\$150.00
Budny, Lisa	\$334.22	\$0.00
Kayline Company	\$1,121.91	\$419.98
POST-UP STAND INC.	\$40.00	\$481.60
NULFCO, INC.	\$7,883.91	\$9,524.21
BLUETARP FINANCIAL, INC.	\$1,339.46	\$0.00
Icon Enterprises, Inc.	\$11,542.59	\$3,716.08
GREEN VISION MATERIALS INC.	\$16,900.00	\$0.00
RONYAK PAVING, INC.	\$193,990.45	\$0.00
Lifeline Training, LTD	\$358.00	\$179.00
GENERAL CODE, LLC	\$0.00	\$5,916.00
Rush Truck Centers of Ohio, Inc.	\$27,537.32	\$29,348.33
KOWALCZYK, PAUL	\$3,861.80	\$8,391.60
SEDGWICK CLAIMS MANAGEMENT SERVICES, INC	\$7,533.00	\$7,328.00
Braun, Heidi	\$270.00	\$360.00
Company Inc.	\$0.00	\$704.00
Diamond, Shannon	\$0.00	\$83.75
INSANA, ED	\$275.00	\$75.00
Refuse Parts Depot, LLC	\$996.82	\$5,186.27
B & H Industries, Inc	\$2,364.00	\$821.00
Robinson, Brian	\$0.00	\$2,295.24
MEYER, ADAM R.	\$0.00	\$250.00
Primary Packaging, Inc.	\$0.00	\$4,959.97
Sterner, David A.	\$0.00	\$800.00
TNEG	\$0.00	\$273.75
TE Connectivity Corporation	\$2,568.85	\$0.00
City of Shaker Heights	\$6,600.00	\$6,900.00
NORTH COAST ENVIRONMENTAL LAB, INC.	\$0.00	\$190.00
Ports Petroleum Company Inc.	\$0.00	\$418.00
HECHT, ROCHELLE	\$225.00	\$450.00
WARRENSVILLE HEIGHTS CITY SCHOOLS	\$1,201,861.37	\$1,007,112.43
Sheridan Millwork & Cabinetry, Inc.	\$0.00	\$350.00
LAMAR, NELSON T.	\$0.00	\$125.00
RUSSELL STANDARD CORPORATION	\$1,668.76	\$3,021.71
Kiesler's Police Supply, Inc.	\$7,129.00	\$6,522.00
Lake Erie Graphics, Inc	\$0.00	\$2,524.00
TACTICAL PLANNING LLC	\$17,892.50	\$15,180.00
Horwitz, Martin	\$0.00	\$200.00
YMCA Of Greater Cleveland	\$320.00	\$250.00
IKI INC.	\$0.00	\$176.00
McGOWAN GOVERNMENTAL UNDERWRITERS	\$3,655.00	\$0.00
CLEVELAND RESTORATION SOCIETY	\$6,340.00	\$6,554.75
THE HOME DEPOT	\$729.98	\$3,523.21
IDEAL MANUFACTURING INC.	\$963.44	\$0.00
MADDEN BROTHERS, INC.	\$0.00	\$560.00
SBER PIZZA GROUP LLC	\$0.00	\$412.00
OHIO CHAPTER I.S.A.	\$625.00	\$0.00
Zippityprint LLC	\$3,005.60	\$3,349.77
B & H Foto & Electronics Corp.	\$1,444.90	\$571.45

<u>Vendor Name</u>	<u>2020 YTD thru Current Month</u>	<u>2019 YTD thru Current Month</u>
HILL MANUFACTURING CO. INC.	\$0.00	\$157.92
Refrigeration Sales Corporation	\$3,048.59	\$4,581.01
Challenger Sports Teamwear LLC	\$833.39	\$0.00
ZIP CITY STREETSBORO	\$0.00	\$5,527.80
Bearing Distributors Inc.	\$130,000.00	\$0.00
BLUE TECHNOLOGIES INC.	\$2,038.65	\$2,388.29
ROSELAND LANES, INC.	\$0.00	\$2,058.00
Leppo Inc.	\$122.36	\$1,042.19
Smylie One Heating & Cooling Inc.	\$10,144.00	\$5,548.00
IdentiSys	\$0.00	\$240.00
Northeast Ohio Law Directors Asso	\$125.00	\$125.00
Cleveland International Piano Competition	\$0.00	\$8,000.00
CUYAHOGA COUNTY CLERK OF COURTS	\$62.00	\$0.00
DIRECT ENERGY BUSINESS, INC.	\$16,521.52	\$27,664.06
CATTS Construction, Inc.	\$70,091.76	\$0.00
Cook, Rick	\$0.00	\$44.75
Defender Auto Glass LLC	\$907.16	\$757.21
HEALTH RISK REDUCTION, LLC	\$60.00	\$120.00
TRANSFIRST HEALTH SERVICES	\$746.92	\$401.85
OMNOVA SOLUTIONS, INC.	\$0.00	\$122,636.99
Mayfield Auto Group LLC	\$461.70	\$90.00
OHIO DEPT. OF TAXATION-SALES TAX	\$166.92	\$586.83
HAWKINS, PATRICK	\$0.00	\$625.93
Glowlytes.com	\$394.32	\$0.00
W.B. MASON CO. INC.	\$2,034.49	\$3,560.42
Keystone Automotive Industries, Inc.	\$0.00	\$1,745.00
LEBANON FORD	\$0.00	\$27,244.00
SUPERIOR PRINTING INC.	\$572.32	\$99.99
E-Scrap Solutions	\$0.00	\$455.00
F & E PAYMENT PROS	\$1,300.90	\$1,174.90
Emergency Callworks, Inc.	\$0.00	\$3,500.00
United Rotary Brush Corporation	\$0.00	\$841.32
ZIEGLER TIRE & SUPPLY	\$0.00	\$1,725.85
GINA CUFFARI	\$844.00	\$1,955.00
MARK PATTERSON	\$0.00	\$46.34
WESTERN RESERVE HISTORICAL SOC.	\$0.00	\$419.72
EMPLOYER H.S.A. CONTRIBUTION	\$673,550.00	\$706,327.73
SSCI	\$0.00	\$2,941.50
Serafino, Andrea L.	\$0.00	\$2,052.00
NAJDOVSKI, MATTHEW	\$0.00	\$75.00
ZORO TOOLS INC	\$9,130.29	\$6,530.96
Despoth, Matthew A.	\$0.00	\$125.00
SPOLAR, MIKE	\$0.00	\$50.00
Tank Integrity Services, Inc.	\$0.00	\$519.50
VOIANCE LANGUAGE SERVICES, LLC	\$11.70	\$101.40
M & G POOLS, LLC	\$4,651.23	\$16,159.83
CRAIN'S CLEVELAND BUSINESS	\$11,073.57	\$14,268.03
On The Other Side, LLC	\$0.00	\$1,657.56
THE BODNAR PRINTING CO.	\$9,753.00	\$14,231.56
Porter Lee Corporation	\$709.00	\$709.00
AMERICAN NATIONAL RED CROSS,	\$0.00	\$206.00
BEACHWOOD HISTORIC SOCIETY	\$0.00	\$1,135.00
PERFECT POWER WASH	\$0.00	\$5,281.73
SUBITUP, INC.	\$205.00	\$205.00
Quadient Inc.	\$1,488.89	\$3,469.18
Amico LLC	\$0.00	\$497.85
Quadient Finance USA, Inc.	\$4,478.00	\$4,980.00
iWORQ SYSTEMS	\$11,022.00	\$0.00
Ohio School Resource Officers Association	\$39.00	\$350.00
FBINAA Ohio Chapter	\$120.00	\$115.00
AT&T/ASAC	\$0.00	\$365.00

<u>Vendor Name</u>	<u>2020 YTD thru Current Month</u>	<u>2019 YTD thru Current Month</u>
WEEKLEY'S MAILING SERVICE INC.	\$3,057.90	\$2,945.51
Buckingham, Doolittle, & Burroughs LLC	\$1,000.00	\$0.00
Benefit Administrative Services International Corp.	\$1,012.87	\$2,024.63
Aubourg, Dickens	\$0.00	\$1,250.00
REESE JR., NATHANIEL H.	\$275.00	\$325.00
Tri County Electric Service, Inc	\$5,450.00	\$1,865.00
Affordable Mulch & Landscape Supply LLC	\$434.00	\$0.00
BUSY BEE SERVICES, LTD	\$1,652.08	\$0.00
THE ETIQUETTE FACTORY BY MISS KIM LLC	\$248.00	\$156.00
Kemer, Richard	\$0.00	\$90.47
INFINTECH	\$300.00	\$300.00
SiteOne Landscape Supply	\$1,000.82	\$50.00
OHIO UTILITIES PROTECTION SERVICE	\$594.21	\$533.02
COLONY HARDWARE CORPORATION	\$1,069.55	\$369.73
Atlas Cinemas Eastgate 10, LLC	\$0.00	\$3,050.00
SWANK MOTION PICTURES, INC.	\$1,335.00	\$1,600.00
Kully Supply, Inc.	\$0.00	\$859.45
AUTOBODY PRODUCTS, INC.	\$403.77	\$471.36
Chagrin Pet & Garden Supply Inc.	\$3,285.64	\$3,748.41
Advance Digital Inc.	\$5,986.52	\$4,375.05
Kinsman Garden Co, Inc.	\$0.00	\$422.70
CARBONELL, DENYSE M.	\$0.00	\$1,200.00
THOMAS, DANTE	\$44.75	\$0.00
KING, LARRY A.	\$0.00	\$55.00
REAL ALLOY RECYCLING, INC.	\$106,713.94	\$0.00
Sherrill Inc.	\$549.42	\$39.00
ACTIVE PLUMBING SUPPLY CO.	\$0.00	\$160.16
United States Treasury	\$7.35	\$11.95
JOHNSON HEATER CORPORATION	\$22,584.00	\$0.00
Domestic Violence & Child Advocacy Center	\$0.00	\$1,500.00
TOLEDO, OREGON, MAUMEE, & TOWNSHIP OF SPRINGFIELD, OH ADVNCD	\$171,073.10	\$0.00
ENERGY IMPROVEMENT		
QUALITY RIBBONS & SUPPLIES CO., INC.	\$885.90	\$696.30
O'REILLY EQUIPMENT	\$264.00	\$0.00
ZW USA INC.	\$4,493.09	\$2,972.55
Fisher Auto Parts, Inc.	\$3,399.13	\$2,083.83
Bright Guard, Inc.	\$388.28	\$0.00
Reardon, Margaret A.	\$0.00	\$250.00
Rapid-2-Way, Inc.	\$0.00	\$690.66
BIP Printing Solutions, LLC	\$0.00	\$347.05
Swagit Productions, LLC	\$10,325.00	\$10,325.00
Murphy Tractor & Equipment Company, Inc	\$38,233.58	\$75,163.35
McManus, Michael G.	\$525.00	\$130.00
Mood Media North America Holdings Corp.	\$1,405.08	\$1,338.12
County of Geauga	\$1,142.93	\$1,790.12
SC Supply Company, LLC	\$2,414.95	\$635.94
Toyota Material Handling, Ohio, Inc	\$0.00	\$1,020.00
Creative Mold & Machine	\$0.00	\$814.73
Moore III, John H.	\$125.00	\$150.00
A & S Animal Control	\$4,675.00	\$3,220.00
UltraSound Special Events Inc.	\$630.00	\$630.00
Greenleaf Group, Inc.	\$69,660.00	\$0.00
IMS Technology and Security LLC	\$550.84	\$9,261.29
Solomon, Linda S.	\$280.00	\$380.00
Active911, Inc.	\$768.50	\$525.76
Carney, Timothy	\$798.00	\$1,618.00
JENSEN, KURT	\$0.00	\$2,300.00
Weinstein, Marlene Hana	\$1,368.00	\$1,730.00
Indy Equipment and Supply LLC	\$0.00	\$145.00
April Business Systems LLC	\$461.00	\$940.00
Infinity Construction Co., Inc.	\$0.00	\$59,287.03

<u>Vendor Name</u>	<u>2020 YTD thru Current Month</u>	<u>2019 YTD thru Current Month</u>
Network Dynamics, Inc.	\$16,485.93	\$141,003.74
Roper Lock Box LLC	\$753.75	\$778.75
Bluffstone, Todd	\$0.00	\$55.00
Air, Lift & Lube Service Co. Llc	\$3,703.28	\$2,095.00
Morrison, Scott	\$150.00	\$0.00
ICS Jail Supplies, Inc.	\$169.00	\$741.60
Molex, LLC	\$810.00	\$0.00
Diamond Visual Communications, LLC	\$70.00	\$0.00
Weatherproofing Technologies, Inc.	\$1,500.00	\$0.00
Cleveland Tennis Academy, LLC	\$1,720.00	\$12,220.00
Boiler Specialists, Inc.	\$270.00	\$0.00
Miller, Timothy Esq.	\$5,400.00	\$6,750.00
iPad Mobile Solutions, LLC	\$4,165.00	\$3,112.00
Onsolve Intermediate Holding Company	\$0.00	\$3,462.53
Praetorian Group, Inc.	\$5,431.00	\$4,999.06
NORMA Self Insurance Pool, Inc.	\$59,640.00	\$79,744.00
Veloxity One LLC	\$0.00	\$159.00
Defensive Edge Training & Consulting, Inc.	\$0.00	\$1,600.00
Romano, Anthony	\$0.00	\$240.00
Glenmede Trust Company, N.A.	\$33,328.63	\$31,477.69
Enforcement Video, LLC	\$23,000.00	\$19,817.50
Stanley Convergent Security Solutions, Inc	\$0.00	\$252.00
Walcom, Inc.	\$325.00	\$0.00
National First Equipment LLC	\$0.00	\$2,907.36
Nexgen Integration LLC	\$15,277.00	\$97,846.00
Behavior Management Associates, Inc.	\$3,735.10	\$3,913.45
Markiewicz, Matthew J.	\$85.67	\$0.00
Mobile Digital Ads, LLC	\$0.00	\$450.00
Keilin, David	\$0.00	\$95.00
Fide, Jeffrey A.	\$245.00	\$70.00
Ihnot, Edward H.	\$0.00	\$150.00
Akron Hydraulic, Inc.	\$0.00	\$677.00
Village In The Heights	\$3,045.00	\$13,940.00
Ohio Independent Arborist Association	\$175.00	\$160.00
Hart, Brian	\$1,200.00	\$0.00
Healey TeleCom LLC	\$0.00	\$147.50
Agile Network Builder's LLC	\$8,680.00	\$8,680.00
Tannenbaum, Eric	\$150.00	\$375.00
Animated Data, Inc.	\$225.00	\$225.00
The B-Pad Group	\$3,130.00	\$250.00
Krystowski Tractor Sales, Inc.	\$715.46	\$0.00
Amkraut, Davida	\$0.00	\$1,080.00
L. Caticchio & Son Inc.	\$0.00	\$73,243.00
OfficeChairsUSA.com	\$0.00	\$6,150.00
Greenman-Pedersen, Inc.	\$0.00	\$9,976.50
JD Striping & Services, Inc.	\$85,730.00	\$70,500.00
Almur Construction Inc.	\$972.00	\$24,405.00
Hey Now Media, LLC	\$0.00	\$3,500.00
Dixon, Isaac	\$0.00	\$35.00
Rape Aggression Defense (R.A.D.) Systems, Inc	\$0.00	\$100.00
Dula, Richard	\$251.00	\$0.00
Pollak, Justin	\$0.00	\$190.00
Northrich Company	\$0.00	\$867.05
ZIPAY, KERI	\$0.00	\$114.40
Ullmo, David	\$578.25	\$917.98
Moral Claims	\$44.00	\$1,722.49
Biswas, Bratin	\$1,160.00	\$0.00
Dunn Hardware LLC	\$1,300.00	\$19.90
FireCraft Safety Products	\$0.00	\$133.92
Polak LLC, Librance Polarity Therapy	\$0.00	\$450.00
Apostolos Group, Inc.	\$0.00	\$24,900.00

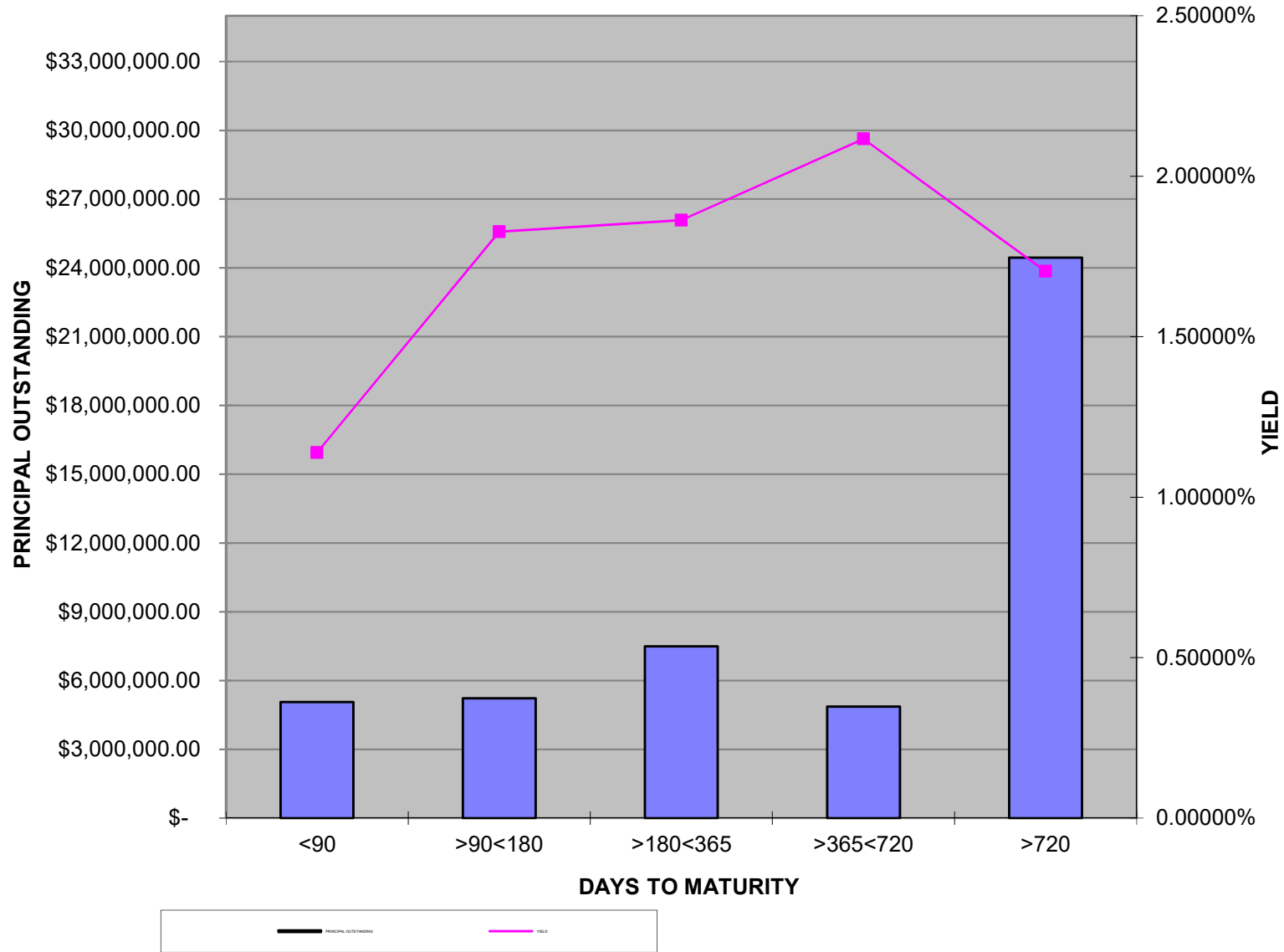
<u>Vendor Name</u>	<u>2020 YTD thru Current Month</u>	<u>2019 YTD thru Current Month</u>
Tru Bloc LLC	\$0.00	\$1,056.00
Advantage Equipment, Inc	\$0.00	\$8,061.00
Dealtech LLC	\$0.00	\$957.80
Petty, Shawn	\$0.00	\$150.00
Walsh, Krina	\$0.00	\$200.00
Bodybuilder's Discount Outlet, Inc.	\$0.00	\$100.00
Cleveland Beachwood Hospitality	\$3,751.35	\$3,531.90
Municipal Solutions LLC	\$0.00	\$30,054.50
Safeguard Business Systems, Inc.	\$0.00	\$150.68
Williams Associates Architects, LTD.	\$0.00	\$5,000.00
Richard L. Bowen Associates Inc.	\$5,000.00	\$0.00
Absolute Shredding, Inc.	\$0.00	\$1,740.00
Ardmore Tree Service	\$0.00	\$4,475.00
H & H Land Clearing	\$0.00	\$14,000.00
Steck, Justin	\$0.00	\$100.00
Kalina, Dave	\$0.00	\$70.00
Zelwin, Brooke	\$315.00	\$697.50
Zuik, Jessica	\$204.00	\$560.00
Gazelle.AI Inc	\$0.00	\$9,000.00
Adrenaline Monkey LLC	\$1,093.75	\$5,583.34
Marriott Intl	\$0.00	\$1,011.44
Y & E Entertainment Group LLC	\$0.00	\$2,892.00
Lorence, Don	\$0.00	\$150.00
Wallace, John A.	\$210.00	\$150.00
Smerk, Tony	\$210.00	\$150.00
Municipal Emergency Services Inc	\$4,885.00	\$3,685.50
Neat Brands, LLC	\$0.00	\$3,407.00
Hector, Willie	\$0.00	\$100.00
Glenn, Rachel	\$0.00	\$75.00
Bernhardt, Jacob	\$0.00	\$75.00
Spangler, Timothy	\$0.00	\$75.00
Shallow Creek Kennels, Inc.	\$100.00	\$30,919.90
Bell, Russell	\$0.00	\$779.21
Gray, Anthony	\$0.00	\$862.83
Johnson, Marilynn	\$0.00	\$617.08
Meadowbrook Holdings, Inc.	\$0.00	\$733.00
Eden Valley Enterprises	\$0.00	\$225.00
Kovac, Paul Joseph	\$0.00	\$850.00
Fiorentino, Ronald	\$0.00	\$425.00
Tripwire Operations Group	\$0.00	\$6,470.00
Horne & King Architects, Inc.	\$0.00	\$5,000.00
Vigilant Solutions, LLC	\$0.00	\$1,500.00
Western Reserve Psychological Associates, Inc.	\$0.00	\$600.00
High Voltage Maintenance Corp.	\$0.00	\$9,997.00
Fernstrum, Carl	\$0.00	\$150.00
BERTONE, JACOB	\$0.00	\$34.44
PO, JONATHAN	\$0.00	\$860.00
DR. AWESOME INC.	\$0.00	\$275.00
FIRST COMMUNICATIONS, LLC	\$2,220.90	\$1,474.60
Marzen Equipment Services, LLC	\$0.00	\$418.30
Atty Lawrence R. Floyd, LLC	\$0.00	\$150.00
Cummins Consulting Services, PLLC	\$0.00	\$5,700.00
Mainline Truck & Trailer	\$734.48	\$286.13
Afterthought & The Nu Soul Band, LLC	\$0.00	\$500.00
Lassiter, Jamie	\$0.00	\$282.00
Bluegrass Irrigation & Lighting, Inc.	\$0.00	\$28,475.00
Modern Icon LLC	\$0.00	\$159.18
American Public Works Association	\$265.00	\$1,100.52
Fetch Insurance Services, LLC	\$0.00	\$891.16
Smith Evergreen Nursery Inc.	\$0.00	\$1,800.00
Dahl House Boarding Kennel	\$128.10	\$299.20

<u>Vendor Name</u>	<u>2020 YTD thru Current Month</u>	<u>2019 YTD thru Current Month</u>
Kiwi, Halli Anne	\$0.00	\$1,460.00
Friedberg, Jesse	\$0.00	\$250.00
Beistle Company	\$0.00	\$550.00
Laurenty, Michael	\$0.00	\$75.00
ADMAR Ohio LLC	\$0.00	\$1,155.00
Blue River PetCare, LLC	\$1,167.00	\$1,645.06
County Risk Sharing Authority, Inc.	\$0.00	\$50.00
CRESCO Ltd	\$0.00	\$20,000.00
Strom, Zachary	\$0.00	\$145.00
Guyton, Grant	\$0.00	\$90.00
Joseph Justin Inc.	\$0.00	\$370.00
Marsick, Nicholas Alexander	\$0.00	\$220.00
Swanson, Cody	\$0.00	\$90.00
Burcher, Rebecca	\$0.00	\$90.00
Hummingbird Graphics	\$25.00	\$0.00
Canine Development Group, Inc.	\$200.00	\$200.00
Edwards, Deidra	\$0.00	\$90.00
Hobbs, Lauryn	\$0.00	\$90.00
Digital Highway, Inc.	\$689.23	\$0.00
DeLong, Jillian	\$500.00	\$0.00
Thompson Electric, Inc.	\$5,901.06	\$0.00
Baker & Hostetler LLP	\$30,000.00	\$0.00
SportsEngine Inc	\$166.50	\$0.00
BLD DOOR SERVICES	\$137.50	\$0.00
SEITZ, DEAN	\$900.00	\$0.00
Silver, Terry	\$75.00	\$0.00
DAVIS III, JOHN L.	\$900.00	\$0.00
Zieleniec, Nan	\$1,500.00	\$0.00
salesforce.com, inc.	\$783.00	\$0.00
Mayer, John	\$70.00	\$0.00
ATT Mobility II LLC	\$16,449.50	\$0.00
ECO Sports Group	\$3,872.50	\$0.00
Premise Solutions, LLC	\$76,923.78	\$0.00
Keller, Diane K.	\$4,150.00	\$0.00
Wright Path Solutions	\$1,125.00	\$0.00
Cruise Master Prisms, Inc.	\$97.05	\$0.00
Firehouse Innovations, Corp.	\$7,850.00	\$0.00
Pearlwind, LLC	\$2,987.55	\$0.00
iland Internet Solutions Corp	\$14,700.00	\$0.00
Sable, Marvin	\$75.00	\$0.00
Sharp, Matthew D.	\$75.00	\$0.00
Advanced Computer & Network Corporation	\$41,000.00	\$0.00
Northcoast Industrial Distributing, Inc.	\$4,410.80	\$0.00
Martinez, Tony	\$315.00	\$0.00
International Municipal Lawyers Association	\$480.00	\$0.00
J & D Berdine Signs, Inc.	\$155.90	\$0.00
Daniel, Ebel	\$245.00	\$0.00
Miller, Carolyn Ratka	\$1,104.00	\$0.00
Govdeals, Inc	\$1,577.10	\$0.00
Chagrin River Watershed Partners, Inc.	\$5,100.00	\$0.00
Doan Brook Watershed Partnership	\$500.00	\$0.00
Horizons Incorporated	\$584.53	\$0.00
Apple Growth Partners, Inc.	\$14,346.52	\$0.00
Trafcon Industries, Inc.	\$4,480.00	\$0.00
Humphrey, Michael	\$175.00	\$0.00
Hayhurst, Mark E. Jr.	\$175.00	\$0.00
Humphrey, Ryan	\$175.00	\$0.00
Smith & Oby Service Company	\$19,538.64	\$0.00
M. Valentin	\$113.00	\$0.00
Sunbury Easton, LP	\$282.00	\$0.00
Summit Soil & Water Conservation District	\$200.00	\$0.00

<u>Vendor Name</u>	<u>2020 YTD thru Current Month</u>	<u>2019 YTD thru Current Month</u>
Best Technology Systems, Inc.	\$6,410.00	\$0.00
S-T Acquisition Company	\$4,170.00	\$0.00
Sunny Communications, Inc.	\$3,432.00	\$0.00
Forestry Suppliers, Inc.	\$721.18	\$0.00
Stan Miller & Associates, LLC	\$5,200.00	\$0.00
Root Integrated Systems LLC	\$2,992.16	\$0.00
CAS Service Today, LLC	\$15.99	\$0.00
Chagrin Valley Regional	\$170.00	\$0.00
Ganley Ford Inc.	\$1,043.15	\$0.00
Cook, Tracy E.	\$20,417.20	\$0.00
The Safety Company, LLC	\$521.14	\$0.00
Core & Main LP	\$115.20	\$0.00
KMK Promotional Sales LLC	\$24,555.00	\$0.00
Sterns Specialty Brands LLC	\$73.22	\$0.00
Products Chemical Company, LLC	\$4,041.20	\$0.00
CWM Environmental Cleveland	\$245.00	\$0.00
National Construction Rentals, Inc.	\$1,126.36	\$0.00
MCCi, LLC	\$3,900.00	\$0.00
Ferguson US Holdings, Inc.	\$216.29	\$0.00
Stephen Hovancsek & Associates, Inc.	\$9,200.00	\$0.00
Snipes, Darrielle	\$300.00	\$0.00
Total	<u>\$16,584,509.99</u>	<u>\$15,645,054.49</u>

CITY OF BEACHWOOD INVESTMENT SUMMARY

AS OF
July 31, 2020



DEPOSITS AND INVESTMENT SUMMARY AS OF JULY 31, 2020

DEPOSITS	Balance	Interest Rate
Fifth Third Investment Sweep	4,088,127	0.150%
Wells Fargo Sweep	2,283	
Dollar Bank - Inv/Savings	3,081,096	0.060%
Dollar Bank - Checking	555,718	0.060%
Petty Cash	1,450	
BWC Escrow Account	20,000	
Total Deposits	7,748,674	

OUTSTANDING CHECKS	Dollar
Total Outstanding Checks/Commitments	195,244

Investment Type (Bank)	Investment Maturity					Grand Total	% of Total
	<90 days	>90<180 days	>181<365 days	>366<720 days	>721 days		
SO	2,921,712					2,921,712	6.2%
Bond Anticipation Notes	1,690,431	1,502,910	2,619,798	0		5,813,139	12.3%
FHLMC(Fifth and Key)			1,000,000		2,000,000	3,000,000	6.4%
FHLMC(HT)						0	0.0%
FFCB(FIFTH KEY UBS)					9,250,592	9,250,592	19.6%
FHLB (Fifth)					6,000,875	6,000,875	12.7%
Revenue Bonds		2,486,916	3,395,171	1,806,470	2,123,468	9,812,024	20.8%
US Treas (UBS)					999,843	999,843	2.1%
Certificates of Deposit (CD)	496,000	247,000	480,000	975,000	4,076,796	6,274,796	13.3%
Commercial Paper		986,104				986,104	2.1%
General Obligation Bonds				2,088,789		2,088,789	4.4%
Grand Total	5,108,144	5,222,930	7,494,969	4,870,259	24,451,573	47,147,874	100.0%

TOTAL DEPOSITS AND INVESTMENTS **54,701,304**

RETURN ON OTHER INVESTMENTS	Yield
Minimum Return on Investments	0.25%
Maximum Return on Investments	2.85%
Average Return on Investments	2.148%
Weighted Average Maturity Days (To Maturity)	1,197
Weighted Average Yield (To Maturity)	1.756%

LEGEND	
CD	Certificate of Deposit
SO	STAR Ohio
US	US Treasury Bills, Notes, Bonds
FFCB	Federal Farm Credit
FHLB	Federal Home Loan Bank
FNMA	Federal National Mortgage Association
FHLMC	Federal Home Loan Mortgage Corporation
UBS	UBS Wealth Management
Fifth	Fifth Third Securities
HT	Huntington Capital Corp.

Investments are categorized to give an indication of the level of risk assumed. All investments above are **Category 2** investments.

City of Beachwood
Investments
8/4/2020

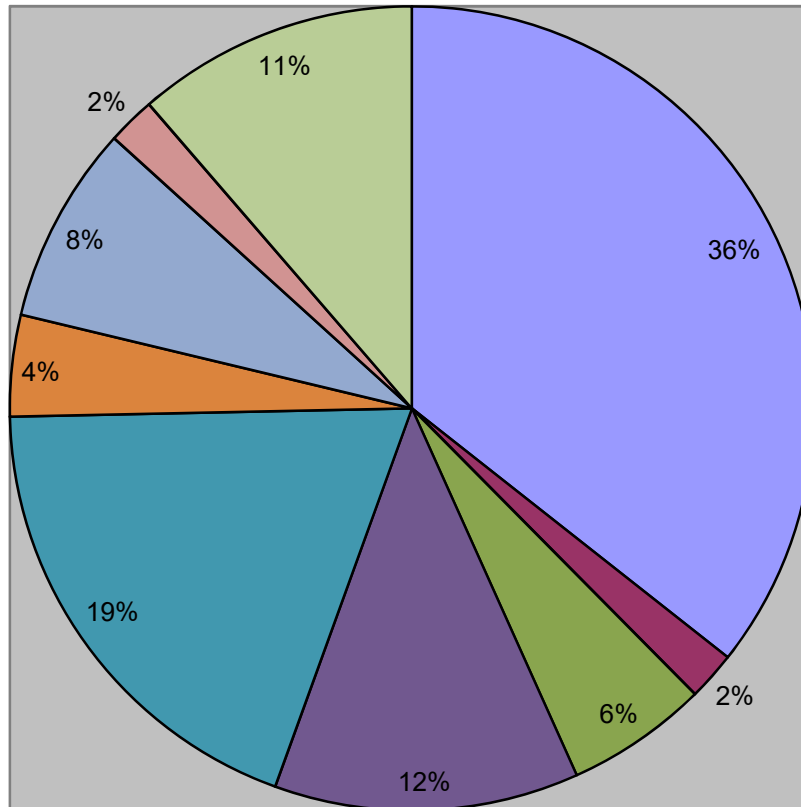
Report Date As Of

7/31/2020

Investment Type (Bank)	Purchased Date	Par	Principal/ Amount Paid	(Premium)/ Discount	Accrued Interest Outstanding	Rate	Yield	Terms (Days)	Maturity Date	Coupon Date	Next Coupon Date	Days Remaining	Investment Maturity	
SO	7/1/2020	\$ 2,921,712.09	2,921,712.09	0.00	0.00	0.250%	0.25000%	30	7/31/2020	N/A	N/A	0	< 90 days	
Bratenalh BANS (Fifth)	105534CY5	6/29/2020	1,650,000.00	1,654,108.50	(4,108.50)	36,322.92	2.500%	0.40500%	45	8/13/2020	8/13/2020	N/A	13	< 90 days
CD- Discover (Fifth)	254673BX3	9/7/2017	248,000.00	248,000.00	0.00	0.00	1.900%	1.90000%	1,097	9/8/2020	9/8/2020	N/A	45	< 90 days
CD- Sallie Mae (Fifth)	795450E35	9/13/2017	248,000.00	248,000.00	0.00	0.00	1.950%	1.95000%	1,097	9/14/2020	9/14/2020	N/A	45	< 90 days
CD Capital One National (Fifth)	14042RJH5	10/12/2017	247,000.00	247,000.00	0.00	0.00	2.000%	2.00000%	1,097	10/13/2020	10/13/2020	N/A	90	> 91and < 180 days
North Royalton BAN (Fifth)	66203BRJ9	11/14/2019	1,000,000.00	1,000,000.00	0.00	0.00	2.000%	2.00000%	383	12/1/2020	12/1/2020	N/A	123	> 91and < 180 days
Olentangy (Key)	680616VV8	11/6/2017	300,000.00	310,701.00	(10,701.00)	0.00	3.000%	2.71000%	1,121	12/1/2020	12/1/2020	N/A	124	> 91and < 180 days
Garfield Hts School GO (Fifth)	365820GX1	8/19/2019	2,165,000.00	2,176,214.70	(11,214.70)	0.00	2.300%	1.90000%	484	12/15/2020	12/15/2020	N/A	137	> 91and < 180 days
Toyota Motor Credit	89233GNC6	4/20/2020	1,000,000.00	986,104.13	0.00	0.00	1.900%	1.90000%	276	1/21/2021	1/21/2021	N/A	174	> 91and < 180 days
Trumbull County BANS (Fifth Third)	898133ZE6	6/19/2020	500,000.00	502,910	-2,910.00	0.00	1.615%	0.45100%	216	1/21/2021	1/21/2021	N/A	174	> 91and < 180 days
CD Ally Bank UT (Wells Fargo)	02007GHT3	2/28/2019	240,000.00	240,000.00	0.00	0.00	2.600%	2.60000%	729	2/26/2021	8/27/2020		210	> 181 and < 365 days
CD UBS Bank UT (Wells Fargo)	90348JHX1	2/27/2019	240,000.00	240,000.00	0.00	0.00	2.650%	2.65000%	733	3/1/2021	8/27/2020		213	> 181 and < 365 days
Lyndhurst Ohio Bond Anticipation note	551307GT2	3/12/2020	1,200,000.00	1,211,880.00	-11,880.00	0	1.980%	1.00000%	378	3/25/2021	3/25/2021	N/A	237	> 181 and < 365 days
FHLMC(KEY)	3134G8SR1	3/30/2016	1,000,000.00	1,000,000.00	0.00	0.00	1.700%	1.70000%	1,826	3/30/2021	9/30/2020		242	> 181 and < 365 days
Mayfield Heights Revenue Bond (Fifth)	578167GH5	4/1/2020	1,875,000.00	1,887,881.25	-12,881.25	0.00	2.500%	1.80100%	365	4/1/2021	4/1/2021	N/A	244	> 181 and < 365 days
Canton Development Econ Dev A (Key)	138456AM0	4/4/2020	1,500,000.00	1,507,290.00	-7,290.00	0.00	3.000%	2.50000%	368	4/7/2021	4/7/2021	N/A	250	> 181 and < 365 days
Canton Development BANS (Key)	138429KG9	4/7/2020	400,000.00	401,948.00	-1,948.00	0.00	2.750%	2.25100%	365	4/7/2021	4/7/2021	N/A	250	> 181 and < 365 days
Trumbull County BANS (Fifth)	898133ZF3	7/10/2020	1,000,000.00	1,005,970	-5,970.00	0.00	1.000%	0.40000%	377	7/22/2021	7/22/2021	N/A	356	> 181 and < 365 days
Ohio State GO Bonds (Fifth)	677521QB5	3/19/2020	2,000,000.00	2,087,400.00	(87,400.00)	1,388.89	4.790%	2.00000%	551	9/21/2021	9/15/2020		417	> 365 days
Brookville Ohio Local (Key)	114691GB8	9/5/2017	575,000.00	579,559.75	(4,559.75)	0.00	2.150%	1.95000%	1,518	11/1/2021	11/1/2020		458	> 365 days
NorthEast Ohio Regional Sewer District	663903EF5	3/17/2020	500,000.00	512,210.00	(12,210.00)	0.00	3.000%	1.50000%	608	11/15/2021	11/15/2020		472	> 365 days
Ohio Capital Fund - Rev Bond (Key)	199098BW3	9/14/2017	700,000.00	714,700.00	(14,700.00)	0.00	2.651%	2.18400%	1,615	2/15/2022	8/15/2020		564	> 365 days
CD Ally Bk Midvale (Fifth)	02007GHW6	3/1/2019	245,000.00	245,000.00	0.00	0.00	2.750%	2.75000%	1,102	3/7/2022	9/7/2020		584	> 365 days
CD Morgan Stanley (Fifth)	61690JEW6	3/7/2019	245,000.00	245,000.00	0.00	0.00	2.800%	2.80000%	1,096	3/7/2022	9/7/2020		584	> 365 days
CD Morgan Stanley PVT (Fifth)	61760AWX3	3/7/2019	245,000.00	245,000.00	0.00	0.00	2.750%	2.75000%	1,096	3/7/2022	9/7/2020		584	> 365 days
CD Centerstate Bank	15201QC07	3/9/2020	240,000.00	240,000.00	0.00	0.00	1.000%	1.00000%	742	3/21/2022	9/20/2020		598	> 365 days
CD KS STATE Bank (Wells Fargo)	50116CB00	3/1/2019	240,000.00	234,924.00	5,076.00	0.00	2.750%	2.75000%	1,239	7/22/2022	8/30/2020		721	> 720 days
CD Wells Fargo step (Wells Fargo)	95001UA06	3/4/2019	240,000.00	240,000.00	0.00	0.00	2.550%	2.55000%	1,280	9/4/2022	9/4/2020		765	> 720 days
US Treas (Wells Fargo)	912828YF1	9/24/2019	1,000,000.00	999,843.13	156.87	0.00	1.500%	1.50500%	1,087	9/15/2022	9/15/2020		776	> 720 days
FFCB (Wells Fargo)	3133EK2U9	10/21/2019	1,250,000.00	1,251,093.75	(1,093.75)	0.00	1.740%	1.69000%	1,096	10/21/2022	10/21/2020		812	> 720 days
FHLB (Fifth)	3130AHFA6	11/4/2019	2,000,000.00	2,000,000.00	0.00	0.00	1.800%	1.80000%	1,096	11/4/2022	11/4/2020		826	> 720 days
CD Nicolet National Bank (Fifth)	654062JG4	3/16/2020	250,000.00	250,000.00	0.00	0.00	1.100%	1.10000%	1,106	3/27/2023	8/27/2020		969	> 720 days
CD Synchrony Bank (Fifth)	87164VVH8	4/13/2018	246,000.00	246,000.00	0.00	0.00	2.850%	2.85000%	1,826	4/13/2023	10/13/2020		986	> 720 days
CD EagleBank Bethesda (Fifth)	27002YEL6	4/30/2019	250,000.00	250,000.00	0.00	0.00	2.650%	2.65000%	1,459	4/28/2023	8/30/2020		1,001	> 720 days
CD BMO Harris (Fifth)	05581W7J8	5/1/2020	248,000.00	248,000.00	0.00	0.00	1.000%	1.00000%	1,279	11/1/2023	8/1/2020		1,188	> 720 days
CD JPMorgan Chase Step (Fifth)	48128L8E2	5/12/2020	248,000.00	248,000.00	0.00	0.00	1.000%	1.00000%	1,279	11/12/2023	11/12/2020		1,199	> 720 days
Akron Ohio Economic Dev	010053BE5	2/18/2020	150,000.00	159,856.50	(9,856.50)	0.00	3.500%	1.70000%	1,382	12/1/2023	12/1/2020		1,218	> 720 days
Akron Ohio CTFs Revenue (Key)	010047FD5	8/14/2019	830,000.00	836,075.60	(6,075.60)	0.00	2.400%	2.22000%	1,570	12/1/2023	12/1/2020		1,218	> 720 days
Montgomery OH Revenue Bond (Fifth)	614091BR6	12/10/2019	300,000.00	300,000.00	0.00	0.00	2.176%	2.17600%	1,452	12/1/2023	12/1/2020		1,218	> 720 days
FFCB (Fifth)	3133ELG24	6/16/2020	2,000,000.00	1,999,280.00	720.00	217.78	0.490%	0.50000%	1,270	12/8/2023	12/8/2020		1,225	> 720 days
CIT Bank CD (Wells)	17284CWP5	5/22/2020	227,000.00	246,810.04	(19,810.04)	0.00	3.300%	0.86700%	1,333	1/15/2024	1/15/2021		1,263	> 720 days
FHLB (Fifth)	3130AJ4M8	2/21/2020	2,000,000.00	2,000,000.00	0.00	875.00	1.750%	1.75000%	1,634	8/12/2024	8/12/2020		1,473	> 720 days
CD HSBC (UBS)	44329MAX1	11/6/2019	245,000.00	245,000.00	0.00	0.00	2.000%	2.00000%	1,783	9/23/2024	9/23/2020		1,515	> 720 days
FHLB (Fifth)	3130AGZR9	9/24/2019	2,000,000.00	2,000,000.00	0.00	0.00	1.950%	1.95000%	1,827	9/24/2024	9/24/2020		1,516	> 720 days
CD Suntrust (Fifth)	86789VZV6	9/26/2019	245,000.00	245,000.00	0.00	0.00	2.000%	2.00000%	1,827	9/26/2024	9/26/2020		1,518	> 720 days
CD HSBC BANK (Fifth)	44329MB36	10/7/2019	245,000.00	245,000.00	0.00	0.00	2.100%	2.10000%	1,827	10/7/2024	10/7/2020		1,529	> 720 days
FFCB (Fifth)	3133EK2A3	10/15/2019	2,000,000.00	2,000,000.00	0.00	0.00	1.920%	1.92000%	1,827	10/15/2024	10/15/2020		1,537	> 720 days
CD Raymond James (Wells Fargo)	75472RAK7	11/18/2019	240,000.00	240,000.00	0.00	0.00	1.800%	1.80000%	1,817	11/8/2024	11/8/2020		1,561	> 720 days
FFCB (Fifth)	3133EK6L5	11/12/2019	2,000,000.00	2,000,000.00	0.00	0.00	1.790%	1.79000%	1,827	11/12/2024	11/12/2020		1,565	> 720 days
FFCB (Fifth)	3133ELBFO	12/6/2019	2,000,000.00	2,000,000.00	0.00	0.00	1.890%	1.89000%	1,818	11/27/2024	11/27/2020		1,580	> 720 days
CD State Bank India New York	85628RSR2	11/27/2019	245,000.00	245,000.00	0.00	0.00	2.050%	2.05000%	1,827	11/27/2024	11/25/2020		1,580	> 720 days
Montgomery OH Revenue Bond	614091BS4	12/10/2019	250,000.00	250,000.00	0.00	0.00	2.276%	2.27600%	1,818	12/1/2024	12/1/2020		1,584	> 720 days
Toledo Ohio City School (Aa2) (Key)	889294RQ9	7/27/2020	250,000.00	291,105.00	(41,105.00)	0.00	5.000%	1.11000%	1,588	12/1/2024	12/1/2020		1,584	> 720 days
FHLB (Fifth)	3130AJ2G3	2/5/2020	2,000,000.00	2,000,000.00	0.00	0.00	1.700%	1.70000%	1,827	2/5/2025	8/5/2020		1,650	> 720 days
JP Morgan Chase (Wells Fargo)	48128LV71	3/23/2020	248,000.00	248,248.00	(248.00)	107.01	1.729%	1.53900%	1,819	3/16/2025	9/26/2020		1,689	> 720 days
CD Flagstar FSB (Wells Fargo)	33847E3A3	7/31/2020	140,000.00	144,246.20	(4,246.20)	460.27	1.250%	0.60000%	1,734	4/30/2025	10/30/2020		1,734	> 720 days
Kent State Univ. OH (Key) AA/A	490728A85	7/20/2020	500,000.00	534,170.28	(31,910.00)	2,260.28	2.060%	0.70000%	1,746	5/1/2025	11/1/2020		1,735	> 720 days
CD Texas Exchange Bk Crowley (Fifth)	88241THU7	6/19/2020	250,000.00	250,000.00	0.00	0.00	1.000%	0.99000%	1,826	6/19/2025	8/19/2020		1,784	> 720 days
Totals			46,821,712.09	47,147,874.07	-296,165.42	41,632.15	124.557000%	101.825000%	69,441	Total			49,707	
Average							2.148%	1.756%	1197				857	
			44,226,161.98		Investment total without Star									

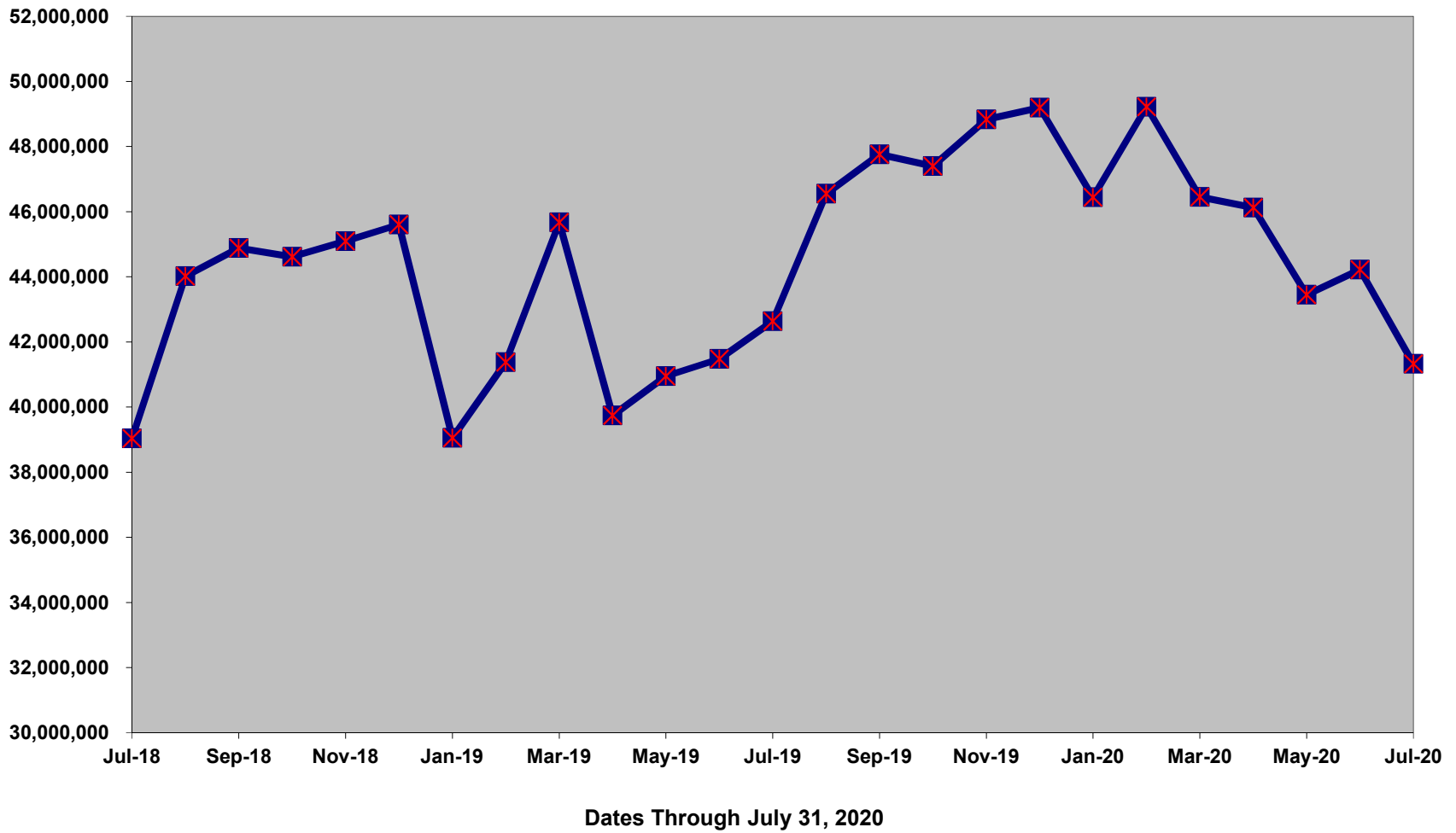
City of Beachwood
Portfolio Summary
July 31, 2020

Book Value by Investment Type



- Federal Agency Coupon Securities
- Treasury Coupon Securities
- Star Ohio Investment Account
- Certificates of Deposit
- Revenue Bonds
- General Obligation Bonds
- Federated Treasury Obligations
- Commercial Paper
- Bond Anticipation Notes

City of Beachwood Unencumbered Balance at Month End All Funds



City of Beachwood Daily Cash Balances All Funds



**City of Beachwood
Municipal Income Tax Revenue
For Tax Years 2020 - 2019**

	Jan-20	Jan-19	Feb-20	Feb-19	Mar-20	Mar-19	1st Quarter Total - 20	1st Quarter Total - 19
Withholding	\$ 1,465,684	\$ 2,140,259	\$ 2,602,265	\$ 2,516,381	\$ 2,145,359	\$ 2,196,462	\$ 6,213,307	\$ 6,853,102
Net Profit	\$ 413,662	\$ 536,753	\$ 211,011	\$ 75,779	\$ 174,987	\$ 213,860	\$ 799,660	\$ 826,392
Individual	\$ 144,847	\$ 205,325	\$ 291,904	\$ 302,019	\$ 62,114	\$ 81,503	\$ 498,865	\$ 588,847
Total	\$ 2,024,192	\$ 2,882,337	\$ 3,105,180	\$ 2,894,179	\$ 2,382,460	\$ 2,491,825	\$ 7,511,832	\$ 8,268,341
	Apr-20	Apr-19	May-20	May-19	Jun-20	Jun-19	2nd Quarter Total - 20	2nd Quarter Total - 19
Withholding	\$ 2,608,358	\$ 2,136,944	\$ 3,072,485	\$ 3,132,304	\$ 2,571,618	\$ 2,498,261	\$ 8,252,462	\$ 7,767,509
Net Profit	\$ 372,631	\$ 374,215	\$ 235,225	\$ 798,561	\$ 389,950	\$ 1,001,117	\$ 997,806	\$ 2,173,893
Individual	\$ 106,007	\$ 107,820	\$ 186,261	\$ 577,912	\$ 131,532	\$ 391,365	\$ 423,799	\$ 1,077,097
Total	\$ 3,086,996	\$ 2,618,979	\$ 3,493,971	\$ 4,508,777	\$ 3,093,100	\$ 3,890,743	\$ 9,674,067	\$ 11,018,500

**City of Beachwood
Municipal Income Tax Revenue
For Tax Years 2020 - 2019**

	Jul-20	Jul-19	Aug-20	Aug-19	Sep-20	Sep-19	3rd Quarter Total - 20	3rd Quarter Total - 19
Withholding	\$ 1,872,810	\$ 2,098,718					\$ 1,872,810	\$ 2,098,718
Net Profit	\$ 251,690	\$ 285,033					\$ 251,690	\$ 285,033
Individual	\$ 134,175	\$ 183,637					\$ 134,175	\$ 183,637
Total	\$ 2,258,676	\$ 2,567,388	\$ -	\$ -	\$ -	\$ -	\$ 2,258,676	\$ 2,567,388

	YTD 20	YTD 19	VARIANCE	% VAR
Withholding	\$ 16,338,579	\$ 16,719,329	\$ (380,750)	-2.28%
Net Profit	\$ 2,049,156	\$ 3,285,318	\$ (1,236,162)	-37.63%
Individual	\$ 1,056,839	\$ 1,849,581	\$ (792,742)	-42.86%
Total	\$ 19,444,575	\$ 21,854,229	\$ (2,409,654)	-11.03%

* All collections are net of refunds processed in period and retainer withheld for RITA fees.

* Collections are compared to like periods from previous years, any difference between current month and financials are due to timing differences when actual monies are received from RITA.

**City of Beachwood
Zone Income Tax Fund
Joint Economic Development District Summary
For Tax Year 2020**

	City of Beachwood		City of Cleveland		City of Warrensville Heights	
	Jul-20	Year-To-Date	Jul-20	Year-To-Date	Jul-20	Year-To-Date
REVENUE						
Withholding	\$219,793.23	\$2,668,655.00	\$164,611.71	\$2,212,800.51	\$55,181.55	\$455,854.57
2019 Retainer Refund	\$0.00	\$87,200.00	\$0.00	\$69,898.25	\$0.00	\$17,301.75
Retainer Refund	\$1,978.13	\$23,992.02	\$1,481.51	\$19,886.61	\$496.64	\$4,105.49
Total Zone Income	<u>\$217,815.10</u>	<u>\$2,731,862.98</u>	<u>\$163,130.20</u>	<u>\$2,262,812.15</u>	<u>\$54,684.91</u>	<u>\$469,050.83</u>
EXPENDITURE						
Income Tax Collection	\$4,615.66	\$55,981.45	\$3,456.85	\$46,402.07	\$1,158.81	\$9,579.45
JEDD Tax Disbursement	\$213,199.44	\$2,675,881.53	\$159,714.42	\$2,216,451.15	\$53,532.85	\$459,478.13
Total Zone Expenditure	<u>\$217,815.10</u>	<u>\$2,731,862.98</u>	<u>\$163,171.27</u>	<u>\$2,262,853.22</u>	<u>\$54,691.66</u>	<u>\$469,057.58</u>

	Jul-20	YTD 20
TOTAL ZONE INCOME	\$435,630.21	\$5,463,725.96
TOTAL ZONE EXPENDITURE	\$435,678.03	\$5,463,773.78
ZONE INCOME TAX BALANCE	<u>(\$47.82)</u>	<u>(\$47.82)</u>

*All withholdings are net of refunds processed in period and retainer withheld for RITA fees.